

Objeto del Gasto	Fuente de Financiamiento	Aprobado	Ampliaciones / (Reducciones)	Presupuesto Vigente	Comprometido	Presupuesto Disponible para Comprometer	Devengado	Comprometido No Devengado	Presupuesto Sin Devengar	Ejercido	Pagado	Cuentas por Pagar Deuda
14 INGRESOS PROPIOS												
1000	SERVICIOS PERSONALES	\$0.00	\$118,646.51	\$118,646.51	\$0.00	\$118,646.51	\$0.00	\$0.00	\$118,646.51	\$0.00	\$0.00	\$0.00
1500	OTRAS PRESTACIONES SOCIALES Y ECONÓMICAS	\$0.00	\$118,646.51	\$118,646.51	\$0.00	\$118,646.51	\$0.00	\$0.00	\$118,646.51	\$0.00	\$0.00	\$0.00
1520	Indemnizaciones	\$0.00	\$118,646.51	\$118,646.51	\$0.00	\$118,646.51	\$0.00	\$0.00	\$118,646.51	\$0.00	\$0.00	\$0.00
1521	Indemnizaciones	\$0.00	\$118,646.51	\$118,646.51	\$0.00	\$118,646.51	\$0.00	\$0.00	\$118,646.51	\$0.00	\$0.00	\$0.00
2000	MATERIALES Y SUMINISTROS	\$50,000.00	\$586,249.79	\$636,249.79	\$586,249.79	\$50,000.00	\$586,249.79	\$0.00	\$50,000.00	\$586,249.79	\$586,249.97	-\$0.18
2100	MATERIALES DE ADMINISTRACIÓN, EMISIÓN DE DOC	\$20,000.00	\$0.00	\$20,000.00	\$0.00	\$20,000.00	\$0.00	\$0.00	\$20,000.00	\$0.00	\$0.00	\$0.00
2110	Materiales, útiles y equipos menores de oficina	\$20,000.00	\$0.00	\$20,000.00	\$0.00	\$20,000.00	\$0.00	\$0.00	\$20,000.00	\$0.00	\$0.00	\$0.00
2111	Materiales, útiles y equipos menores de oficina	\$20,000.00	\$0.00	\$20,000.00	\$0.00	\$20,000.00	\$0.00	\$0.00	\$20,000.00	\$0.00	\$0.00	\$0.00
2900	HERRAMIENTAS, REFACCIONES Y ACCESORIOS MEN	\$30,000.00	\$586,249.79	\$616,249.79	\$586,249.79	\$30,000.00	\$586,249.79	\$0.00	\$30,000.00	\$586,249.79	\$586,249.97	-\$0.18
2940	Refacciones y accesorios menores de equipo de cómputo	\$30,000.00	\$586,249.79	\$616,249.79	\$586,249.79	\$30,000.00	\$586,249.79	\$0.00	\$30,000.00	\$586,249.79	\$586,249.97	-\$0.18
2941	Refacciones y accesorios menores de equipo de cómputo	\$30,000.00	\$586,249.79	\$616,249.79	\$586,249.79	\$30,000.00	\$586,249.79	\$0.00	\$30,000.00	\$586,249.79	\$586,249.97	-\$0.18
3000	SERVICIOS GENERALES	\$225,000.00	\$3,375,449.59	\$3,600,449.59	\$1,788,611.86	\$1,811,837.73	\$1,788,611.86	\$0.00	\$1,811,837.73	\$1,788,611.86	\$1,788,611.86	\$0.00
3300	SERVICIOS PROFESIONALES, CIENTÍFICOS, TÉCNICO	\$25,000.00	\$3,275,312.21	\$3,300,312.21	\$1,733,546.66	\$1,566,765.55	\$1,733,546.66	\$0.00	\$1,566,765.55	\$1,733,546.66	\$1,733,546.66	\$0.00
3340	Servicios de capacitación	\$0.00	\$3,138,432.21	\$3,138,432.21	\$1,596,666.66	\$1,541,765.55	\$1,596,666.66	\$0.00	\$1,541,765.55	\$1,596,666.66	\$1,596,666.66	\$0.00
3341	Servicios de capacitación	\$0.00	\$3,138,432.21	\$3,138,432.21	\$1,596,666.66	\$1,541,765.55	\$1,596,666.66	\$0.00	\$1,541,765.55	\$1,596,666.66	\$1,596,666.66	\$0.00
3350	Servicios de investigación científica y desarrollo	\$0.00	\$136,880.00	\$136,880.00	\$136,880.00	\$0.00	\$136,880.00	\$0.00	\$0.00	\$136,880.00	\$136,880.00	\$0.00
3351	Servicios de investigación científica y desarrollo	\$0.00	\$136,880.00	\$136,880.00	\$136,880.00	\$0.00	\$136,880.00	\$0.00	\$0.00	\$136,880.00	\$136,880.00	\$0.00
3360	Servicios de apoyo administrativo, fotocopiado e impresió	\$25,000.00	\$0.00	\$25,000.00	\$0.00	\$25,000.00	\$0.00	\$0.00	\$25,000.00	\$0.00	\$0.00	\$0.00
3361	Servicios de apoyo administrativo, fotocopiado e impresió	\$25,000.00	\$0.00	\$25,000.00	\$0.00	\$25,000.00	\$0.00	\$0.00	\$25,000.00	\$0.00	\$0.00	\$0.00
3400	SERVICIOS FINANCIEROS, BANCARIOS Y COMERCIAL	\$5,000.00	\$0.00	\$5,000.00	\$197.20	\$4,802.80	\$197.20	\$0.00	\$4,802.80	\$197.20	\$197.20	\$0.00
3410	Servicios financieros y bancarios	\$5,000.00	\$0.00	\$5,000.00	\$197.20	\$4,802.80	\$197.20	\$0.00	\$4,802.80	\$197.20	\$197.20	\$0.00
3411	Servicios financieros y bancarios	\$5,000.00	\$0.00	\$5,000.00	\$197.20	\$4,802.80	\$197.20	\$0.00	\$4,802.80	\$197.20	\$197.20	\$0.00
3800	SERVICIOS OFICIALES	\$0.00	\$60,118.00	\$60,118.00	\$54,868.00	\$5,250.00	\$54,868.00	\$0.00	\$5,250.00	\$54,868.00	\$54,868.00	\$0.00
3820	Gastos de orden social y cultural	\$0.00	\$60,118.00	\$60,118.00	\$54,868.00	\$5,250.00	\$54,868.00	\$0.00	\$5,250.00	\$54,868.00	\$54,868.00	\$0.00
3821	Gastos de orden social y cultural	\$0.00	\$60,118.00	\$60,118.00	\$54,868.00	\$5,250.00	\$54,868.00	\$0.00	\$5,250.00	\$54,868.00	\$54,868.00	\$0.00
3900	OTROS SERVICIOS GENERALES	\$195,000.00	\$40,019.38	\$235,019.38	\$0.00	\$235,019.38	\$0.00	\$0.00	\$235,019.38	\$0.00	\$0.00	\$0.00
3920	Impuestos y derechos	\$70,000.00	\$0.00	\$70,000.00	\$0.00	\$70,000.00	\$0.00	\$0.00	\$70,000.00	\$0.00	\$0.00	\$0.00
3921	Impuestos y derechos	\$70,000.00	\$0.00	\$70,000.00	\$0.00	\$70,000.00	\$0.00	\$0.00	\$70,000.00	\$0.00	\$0.00	\$0.00
3990	Otros servicios generales	\$125,000.00	\$40,019.38	\$165,019.38	\$0.00	\$165,019.38	\$0.00	\$0.00	\$165,019.38	\$0.00	\$0.00	\$0.00





Usr: subplaneacion
Rep: rptEstadoPresupuestoEgresos_FF

Instituto Tecnológico Superior de Tepeaca Estado de Puebla

Estado del Ejercicio del Presupuesto por Fuente de Financiamiento Al 31/ago/2019

Fecha y hora de Impresión | 11/sep/2019
04:32 p.m.

Fuente de Financiamiento		Aprobado	Ampliaciones / (Reducciones)	Presupuesto Vigente	Comprometido	Presupuesto Disponibile para Comprometer	Devengado	Comprometido No Devengado	Presupuesto Sin Devengar	Ejercido	Pagado	Cuentas por Pagar Deuda
Objeto	del Gasto											
3991	Otros servicios generales	\$125,000.00	\$40,019.38	\$165,019.38	\$0.00	\$165,019.38	\$0.00	\$0.00	\$165,019.38	\$0.00	\$0.00	\$0.00
5000	BIENES MUEBLES, INMUEBLES E INTANGIBLES	\$0.00	\$447,890.05	\$447,890.05	\$436,290.01	\$11,600.04	\$436,290.01	\$0.00	\$11,600.04	\$436,290.01	\$436,290.01	\$0.00
5100	MOBILIARIO Y EQUIPO DE ADMINISTRACIÓN	\$0.00	\$131,000.00	\$131,000.00	\$130,999.96	\$0.04	\$130,999.96	\$0.00	\$0.04	\$130,999.96	\$130,999.96	\$0.00
5150	Equipo de cómputo y de tecnología de la información	\$0.00	\$131,000.00	\$131,000.00	\$130,999.96	\$0.04	\$130,999.96	\$0.00	\$0.04	\$130,999.96	\$130,999.96	\$0.00
5151	Equipo de cómputo y de tecnología de la información	\$0.00	\$131,000.00	\$131,000.00	\$130,999.96	\$0.04	\$130,999.96	\$0.00	\$0.04	\$130,999.96	\$130,999.96	\$0.00
5300	EQUIPO E INSTRUMENTAL MÉDICO Y DE LABORATORIO	\$0.00	\$316,890.05	\$316,890.05	\$305,290.05	\$11,600.00	\$305,290.05	\$0.00	\$11,600.00	\$305,290.05	\$305,290.05	\$0.00
5310	Equipo médico y de laboratorio	\$0.00	\$13,688.00	\$13,688.00	\$13,688.00	\$0.00	\$13,688.00	\$0.00	\$0.00	\$13,688.00	\$13,688.00	\$0.00
5311	Equipo médico y de laboratorio	\$0.00	\$13,688.00	\$13,688.00	\$13,688.00	\$0.00	\$13,688.00	\$0.00	\$0.00	\$13,688.00	\$13,688.00	\$0.00
5320	Instrumental médico y de laboratorio	\$0.00	\$303,202.05	\$303,202.05	\$291,602.05	\$11,600.00	\$291,602.05	\$0.00	\$11,600.00	\$291,602.05	\$291,602.05	\$0.00
5321	Instrumental médico y de laboratorio	\$0.00	\$303,202.05	\$303,202.05	\$291,602.05	\$11,600.00	\$291,602.05	\$0.00	\$11,600.00	\$291,602.05	\$291,602.05	\$0.00
INGRESOS PROPIOS		\$275,000.00	\$4,528,235.94	\$4,803,235.94	\$2,811,151.66	\$1,992,084.28	\$2,811,151.66	\$0.00	\$1,992,084.28	\$2,811,151.66	\$2,811,151.84	-\$0.18
15 FEDERAL												
1000	SERVICIOS PERSONALES	\$14,646,098.26	\$0.00	\$14,646,098.26	\$10,091,998.27	\$4,554,099.99	\$10,091,998.27	\$0.00	\$4,554,099.99	\$10,091,998.27	\$10,091,400.77	\$597.50
1100	REMUNERACIONES AL PERSONAL DE CARÁCTER PERMANENTE	\$8,821,336.66	\$0.00	\$8,821,336.66	\$6,770,202.95	\$2,051,133.71	\$6,770,202.95	\$0.00	\$2,051,133.71	\$6,770,202.95	\$6,770,202.95	\$0.00
1130	Sueldos base al personal permanente	\$8,821,336.66	\$0.00	\$8,821,336.66	\$6,770,202.95	\$2,051,133.71	\$6,770,202.95	\$0.00	\$2,051,133.71	\$6,770,202.95	\$6,770,202.95	\$0.00
1131	Sueldo Base al Personal de Base	\$8,821,336.66	\$0.00	\$8,821,336.66	\$6,770,202.95	\$2,051,133.71	\$6,770,202.95	\$0.00	\$2,051,133.71	\$6,770,202.95	\$6,770,202.95	\$0.00
1300	REMUNERACIONES ADICIONALES Y ESPECIALES	\$2,128,973.41	\$6,811.98	\$2,135,785.39	\$964,024.47	\$1,171,760.92	\$964,024.47	\$0.00	\$1,171,760.92	\$964,024.47	\$964,024.47	\$0.00
1310	Primas por años de servicios efectivos prestados	\$300,873.36	\$0.00	\$300,873.36	\$249,163.59	\$51,709.77	\$249,163.59	\$0.00	\$51,709.77	\$249,163.59	\$249,163.59	\$0.00
1311	Primas por años de servicios efectivos prestados	\$300,873.36	\$0.00	\$300,873.36	\$249,163.59	\$51,709.77	\$249,163.59	\$0.00	\$51,709.77	\$249,163.59	\$249,163.59	\$0.00
1320	Primas de vacaciones, dominical y gratificación de fin de año	\$1,828,100.05	\$6,811.98	\$1,834,912.03	\$714,860.88	\$1,120,051.15	\$714,860.88	\$0.00	\$1,120,051.15	\$714,860.88	\$714,860.88	\$0.00
1321	Primas de vacaciones y Dominical	\$677,475.02	\$6,811.98	\$684,287.00	\$684,287.00	\$0.00	\$684,287.00	\$0.00	\$0.00	\$684,287.00	\$684,287.00	\$0.00
1322	Gratificación de fin de año	\$1,150,625.03	\$0.00	\$1,150,625.03	\$30,573.88	\$1,120,051.15	\$30,573.88	\$0.00	\$1,120,051.15	\$30,573.88	\$30,573.88	\$0.00
1400	SEGURIDAD SOCIAL	\$2,619,407.07	\$0.00	\$2,619,407.07	\$1,733,335.83	\$886,071.24	\$1,733,335.83	\$0.00	\$886,071.24	\$1,733,335.83	\$1,732,738.33	\$597.50
1410	Aportaciones de seguridad social	\$2,303,525.58	\$0.00	\$2,303,525.58	\$1,636,320.56	\$667,205.02	\$1,636,320.56	\$0.00	\$667,205.02	\$1,636,320.56	\$1,635,723.06	\$597.50
1411	Aportaciones de seguridad social	\$2,303,525.58	\$0.00	\$2,303,525.58	\$1,636,320.56	\$667,205.02	\$1,636,320.56	\$0.00	\$667,205.02	\$1,636,320.56	\$1,635,723.06	\$597.50
1420	Aportaciones a fondos de vivienda	\$120,378.86	\$0.00	\$120,378.86	\$97,015.27	\$23,363.59	\$97,015.27	\$0.00	\$23,363.59	\$97,015.27	\$97,015.27	\$0.00
1421	Aportaciones a fondos de vivienda	\$120,378.86	\$0.00	\$120,378.86	\$97,015.27	\$23,363.59	\$97,015.27	\$0.00	\$23,363.59	\$97,015.27	\$97,015.27	\$0.00
1430	Aportaciones al sistema para el retiro	\$195,502.63	\$0.00	\$195,502.63	\$0.00	\$195,502.63	\$0.00	\$0.00	\$195,502.63	\$0.00	\$0.00	\$0.00
1431	Aportaciones al sistema para el retiro	\$195,502.63	\$0.00	\$195,502.63	\$0.00	\$195,502.63	\$0.00	\$0.00	\$195,502.63	\$0.00	\$0.00	\$0.00
1500	OTRAS PRESTACIONES SOCIALES Y ECONÓMICAS	\$974,257.82	\$0.00	\$974,257.82	\$624,435.02	\$349,822.80	\$624,435.02	\$0.00	\$349,822.80	\$624,435.02	\$624,435.02	\$0.00



Fuente de Financiamiento		Aprobado	Ampliaciones / (Reducciones)	Presupuesto Vigente	Comprometido	Presupuesto Disponibile para Comprometer	Devengado	Comprometido No Devengado	Presupuesto Sin Devengar	Ejercido	Pagado	Cuentas por
Objeto	del Gasto											Pagar Deuda
1520	Indemnizaciones	\$100,000.00	\$0.00	\$100,000.00	\$0.00	\$100,000.00	\$0.00	\$0.00	\$100,000.00	\$0.00	\$0.00	\$0.00
1521	Indemnizaciones	\$100,000.00	\$0.00	\$100,000.00	\$0.00	\$100,000.00	\$0.00	\$0.00	\$100,000.00	\$0.00	\$0.00	\$0.00
1590	Otras prestaciones sociales y económicas	\$874,257.82	\$0.00	\$874,257.82	\$624,435.02	\$249,822.80	\$624,435.02	\$0.00	\$249,822.80	\$624,435.02	\$624,435.02	\$0.00
1591	Otras prestaciones sociales y económicas	\$874,257.82	\$0.00	\$874,257.82	\$624,435.02	\$249,822.80	\$624,435.02	\$0.00	\$249,822.80	\$624,435.02	\$624,435.02	\$0.00
1700	PAGO DE ESTÍMULOS A SERVIDORES PÚBLICOS	\$102,123.30	-\$6,811.98	\$95,311.32	\$0.00	\$95,311.32	\$0.00	\$0.00	\$95,311.32	\$0.00	\$0.00	\$0.00
1710	Estímulos	\$102,123.30	-\$6,811.98	\$95,311.32	\$0.00	\$95,311.32	\$0.00	\$0.00	\$95,311.32	\$0.00	\$0.00	\$0.00
1711	Estímulos	\$102,123.30	-\$6,811.98	\$95,311.32	\$0.00	\$95,311.32	\$0.00	\$0.00	\$95,311.32	\$0.00	\$0.00	\$0.00
2000	MATERIALES Y SUMINISTROS	\$1,808,993.04	\$775,000.00	\$2,583,993.04	\$1,227,678.14	\$1,356,314.90	\$1,227,678.14	\$0.00	\$1,356,314.90	\$1,227,678.14	\$1,219,540.65	\$8,137.49
2100	MATERIALES DE ADMINISTRACIÓN, EMISIÓN DE DOC	\$621,297.36	\$195,000.00	\$816,297.36	\$407,064.51	\$409,232.85	\$407,064.51	\$0.00	\$409,232.85	\$407,064.51	\$407,064.51	\$0.00
2110	Materiales, útiles y equipos menores de oficina	\$93,017.22	\$25,000.00	\$118,017.22	\$110,335.09	\$7,682.13	\$110,335.09	\$0.00	\$7,682.13	\$110,335.09	\$110,335.09	\$0.00
2111	Materiales, útiles y equipos menores de oficina	\$93,017.22	\$25,000.00	\$118,017.22	\$110,335.09	\$7,682.13	\$110,335.09	\$0.00	\$7,682.13	\$110,335.09	\$110,335.09	\$0.00
2120	Materiales y útiles de impresión y reproducción	\$39,199.36	\$15,000.00	\$54,199.36	\$29,858.40	\$24,340.96	\$29,858.40	\$0.00	\$24,340.96	\$29,858.40	\$29,858.40	\$0.00
2121	Materiales y útiles de impresión y reproducción	\$39,199.36	\$15,000.00	\$54,199.36	\$29,858.40	\$24,340.96	\$29,858.40	\$0.00	\$24,340.96	\$29,858.40	\$29,858.40	\$0.00
2140	Materiales, útiles y equipos menores de tecnologías de la	\$135,000.00	\$0.00	\$135,000.00	\$53,421.56	\$81,578.44	\$53,421.56	\$0.00	\$81,578.44	\$53,421.56	\$53,421.56	\$0.00
2141	Materiales, útiles y equipos menores de tecnologías de la	\$135,000.00	\$0.00	\$135,000.00	\$53,421.56	\$81,578.44	\$53,421.56	\$0.00	\$81,578.44	\$53,421.56	\$53,421.56	\$0.00
2150	Material impreso e información digital	\$61,200.00	\$25,000.00	\$86,200.00	\$31,320.00	\$54,880.00	\$31,320.00	\$0.00	\$54,880.00	\$31,320.00	\$31,320.00	\$0.00
2151	Material impreso e información digital	\$61,200.00	\$25,000.00	\$86,200.00	\$31,320.00	\$54,880.00	\$31,320.00	\$0.00	\$54,880.00	\$31,320.00	\$31,320.00	\$0.00
2160	Material de limpieza	\$117,880.78	\$25,000.00	\$142,880.78	\$93,846.21	\$49,034.57	\$93,846.21	\$0.00	\$49,034.57	\$93,846.21	\$93,846.21	\$0.00
2161	Material de limpieza	\$117,880.78	\$25,000.00	\$142,880.78	\$93,846.21	\$49,034.57	\$93,846.21	\$0.00	\$49,034.57	\$93,846.21	\$93,846.21	\$0.00
2170	Materiales y útiles de enseñanza	\$150,000.00	\$100,000.00	\$250,000.00	\$87,703.25	\$162,296.75	\$87,703.25	\$0.00	\$162,296.75	\$87,703.25	\$87,703.25	\$0.00
2171	Materiales y útiles de enseñanza	\$150,000.00	\$100,000.00	\$250,000.00	\$87,703.25	\$162,296.75	\$87,703.25	\$0.00	\$162,296.75	\$87,703.25	\$87,703.25	\$0.00
2180	Materiales para el registro e identificación	\$25,000.00	\$5,000.00	\$30,000.00	\$580.00	\$29,420.00	\$580.00	\$0.00	\$29,420.00	\$580.00	\$580.00	\$0.00
2181	Materiales para el registro e identificación	\$25,000.00	\$5,000.00	\$30,000.00	\$580.00	\$29,420.00	\$580.00	\$0.00	\$29,420.00	\$580.00	\$580.00	\$0.00
2200	ALIMENTOS Y UTENSILIOS	\$175,000.00	\$75,000.00	\$250,000.00	\$133,652.49	\$118,245.51	\$133,652.49	\$0.00	\$118,245.51	\$133,652.49	\$133,652.49	\$0.00
2210	Productos alimenticios para personas	\$125,000.00	\$50,000.00	\$175,000.00	\$130,619.78	\$46,278.22	\$130,619.78	\$0.00	\$46,278.22	\$128,721.78	\$130,619.78	\$0.00
2211	Productos alimenticios para personas	\$125,000.00	\$50,000.00	\$175,000.00	\$130,619.78	\$46,278.22	\$130,619.78	\$0.00	\$46,278.22	\$128,721.78	\$130,619.78	\$0.00
2230	Utensilios para el servicio de alimentación	\$50,000.00	\$25,000.00	\$75,000.00	\$3,032.71	\$71,967.29	\$3,032.71	\$0.00	\$71,967.29	\$3,032.71	\$3,032.71	\$0.00
2231	Utensilios para el servicio de alimentación	\$50,000.00	\$25,000.00	\$75,000.00	\$3,032.71	\$71,967.29	\$3,032.71	\$0.00	\$71,967.29	\$3,032.71	\$3,032.71	\$0.00
2300	MATERIAS PRIMAS Y MATERIALES DE PRODUCCIÓN	\$0.00	\$1,519.60	\$1,519.60	\$1,499.70	\$19.90	\$1,499.70	\$0.00	\$19.90	\$1,499.70	\$1,499.70	\$0.00
2370	Productos de cuero, piel, plástico y hule adquiridos como	\$0.00	\$1,519.60	\$1,519.60	\$1,499.70	\$19.90	\$1,499.70	\$0.00	\$19.90	\$1,499.70	\$1,499.70	\$0.00
2371	Productos de cuero, piel, plástico y hule adquiridos como	\$0.00	\$1,519.60	\$1,519.60	\$1,499.70	\$19.90	\$1,499.70	\$0.00	\$19.90	\$1,499.70	\$1,499.70	\$0.00



Fuente de Financiamiento		Aprobado	Ampliaciones / (Reducciones)	Presupuesto Vigente	Comprometido	Presupuesto Disponibile para Comprometer	Devengado	Comprometido No Devengado	Presupuesto Sin Devengar	Ejercido	Pagado	Cuentas por Pagar Deuda
Objeto	Gasto											
2400	MATERIALES Y ARTÍCULOS DE CONSTRUCCIÓN Y DE	\$281,592.72	\$237,992.51	\$519,585.23	\$234,348.35	\$285,236.88	\$234,348.35	\$0.00	\$285,236.88	\$234,348.35	\$234,348.35	\$0.00
2410	Productos minerales no metálicos	\$73,817.52	-\$26,295.65	\$47,521.87	\$11,233.37	\$36,288.50	\$11,233.37	\$0.00	\$36,288.50	\$11,233.37	\$11,233.37	\$0.00
2411	Productos minerales no metálicos	\$73,817.52	-\$26,295.65	\$47,521.87	\$11,233.37	\$36,288.50	\$11,233.37	\$0.00	\$36,288.50	\$11,233.37	\$11,233.37	\$0.00
2420	Cemento y productos de concreto	\$45,000.00	\$0.00	\$45,000.00	\$11,762.98	\$33,237.02	\$11,762.98	\$0.00	\$33,237.02	\$11,762.98	\$11,762.98	\$0.00
2421	Cemento y productos de concreto	\$45,000.00	\$0.00	\$45,000.00	\$11,762.98	\$33,237.02	\$11,762.98	\$0.00	\$33,237.02	\$11,762.98	\$11,762.98	\$0.00
2430	Cal, yeso y productos de yeso	\$11,610.00	\$0.00	\$11,610.00	\$1,225.03	\$10,384.97	\$1,225.03	\$0.00	\$10,384.97	\$1,225.03	\$1,225.03	\$0.00
2431	Cal, yeso y productos de yeso	\$11,610.00	\$0.00	\$11,610.00	\$1,225.03	\$10,384.97	\$1,225.03	\$0.00	\$10,384.97	\$1,225.03	\$1,225.03	\$0.00
2440	Madera y productos de madera	\$31,945.20	\$63,125.34	\$95,070.54	\$38,457.67	\$56,612.87	\$38,457.67	\$0.00	\$56,612.87	\$38,457.67	\$38,457.67	\$0.00
2441	Madera y productos de madera	\$31,945.20	\$63,125.34	\$95,070.54	\$38,457.67	\$56,612.87	\$38,457.67	\$0.00	\$56,612.87	\$38,457.67	\$38,457.67	\$0.00
2450	Vidrio y productos de vidrio	\$2,000.00	\$20,000.00	\$22,000.00	\$174.00	\$21,826.00	\$174.00	\$0.00	\$21,826.00	\$174.00	\$174.00	\$0.00
2451	Vidrio y productos de vidrio	\$2,000.00	\$20,000.00	\$22,000.00	\$174.00	\$21,826.00	\$174.00	\$0.00	\$21,826.00	\$174.00	\$174.00	\$0.00
2460	Material eléctrico y electrónico	\$56,000.00	\$34,352.43	\$90,352.43	\$51,563.63	\$38,788.80	\$51,563.63	\$0.00	\$38,788.80	\$51,563.63	\$51,563.63	\$0.00
2461	Material eléctrico y electrónico	\$56,000.00	\$34,352.43	\$90,352.43	\$51,563.63	\$38,788.80	\$51,563.63	\$0.00	\$38,788.80	\$51,563.63	\$51,563.63	\$0.00
2470	Artículos metálicos para la construcción	\$35,000.00	\$23,852.37	\$58,852.37	\$58,852.33	\$0.04	\$58,852.33	\$0.00	\$0.04	\$58,852.33	\$58,852.33	\$0.00
2471	Artículos metálicos para la construcción	\$35,000.00	\$23,852.37	\$58,852.37	\$58,852.33	\$0.04	\$58,852.33	\$0.00	\$0.04	\$58,852.33	\$58,852.33	\$0.00
2480	Materiales complementarios	\$19,700.00	\$44,185.00	\$63,885.00	\$7,799.48	\$56,085.52	\$7,799.48	\$0.00	\$56,085.52	\$7,799.48	\$7,799.48	\$0.00
2481	Materiales complementarios	\$19,700.00	\$44,185.00	\$63,885.00	\$7,799.48	\$56,085.52	\$7,799.48	\$0.00	\$56,085.52	\$7,799.48	\$7,799.48	\$0.00
2490	Otros materiales y artículos de construcción y reparación	\$6,520.00	\$78,773.02	\$85,293.02	\$53,279.86	\$32,013.16	\$53,279.86	\$0.00	\$32,013.16	\$53,279.86	\$53,279.86	\$0.00
2491	Otros materiales y artículos de construcción y reparación	\$6,520.00	\$78,773.02	\$85,293.02	\$53,279.86	\$32,013.16	\$53,279.86	\$0.00	\$32,013.16	\$53,279.86	\$53,279.86	\$0.00
2500	PRODUCTOS QUÍMICOS, FARMACÉUTICOS Y DE LABI	\$227,094.69	\$50,000.00	\$277,094.69	\$40,511.73	\$236,582.96	\$40,511.73	\$0.00	\$236,582.96	\$40,511.73	\$40,511.73	\$0.00
2510	Productos químicos básicos	\$39,310.00	\$0.00	\$39,310.00	\$303.92	\$39,006.08	\$303.92	\$0.00	\$39,006.08	\$303.92	\$303.92	\$0.00
2511	Productos químicos básicos	\$39,310.00	\$0.00	\$39,310.00	\$303.92	\$39,006.08	\$303.92	\$0.00	\$39,006.08	\$303.92	\$303.92	\$0.00
2520	Fertilizantes, pesticidas y otros agroquímicos	\$24,457.00	\$0.00	\$24,457.00	\$12,176.01	\$12,280.99	\$12,176.01	\$0.00	\$12,280.99	\$12,176.01	\$12,176.01	\$0.00
2521	Fertilizantes, pesticidas y otros agroquímicos	\$24,457.00	\$0.00	\$24,457.00	\$12,176.01	\$12,280.99	\$12,176.01	\$0.00	\$12,280.99	\$12,176.01	\$12,176.01	\$0.00
2530	Medicinas y productos farmacéuticos	\$27,391.00	\$0.00	\$27,391.00	\$0.00	\$27,391.00	\$0.00	\$0.00	\$27,391.00	\$0.00	\$0.00	\$0.00
2531	Medicinas y productos farmacéuticos	\$27,391.00	\$0.00	\$27,391.00	\$0.00	\$27,391.00	\$0.00	\$0.00	\$27,391.00	\$0.00	\$0.00	\$0.00
2540	Materiales, accesorios y suministros médicos	\$11,325.00	\$0.00	\$11,325.00	\$19.79	\$11,305.21	\$19.79	\$0.00	\$11,305.21	\$19.79	\$19.79	\$0.00
2541	Materiales, accesorios y suministros médicos	\$11,325.00	\$0.00	\$11,325.00	\$19.79	\$11,305.21	\$19.79	\$0.00	\$11,305.21	\$19.79	\$19.79	\$0.00
2550	Materiales, accesorios y suministros de laboratorio	\$55,871.69	\$25,000.00	\$80,871.69	\$17,754.00	\$63,117.69	\$17,754.00	\$0.00	\$63,117.69	\$17,754.00	\$17,754.00	\$0.00
2551	Materiales, accesorios y suministros de laboratorio	\$55,871.69	\$25,000.00	\$80,871.69	\$17,754.00	\$63,117.69	\$17,754.00	\$0.00	\$63,117.69	\$17,754.00	\$17,754.00	\$0.00
2560	Fibras sintéticas, hules, plásticos y derivados	\$15,740.00	\$0.00	\$15,740.00	\$6,620.10	\$9,119.90	\$6,620.10	\$0.00	\$9,119.90	\$6,620.10	\$6,620.10	\$0.00





Usr: subplaneacion
Rep: rptEstadoPresupuestoEgresos_FF

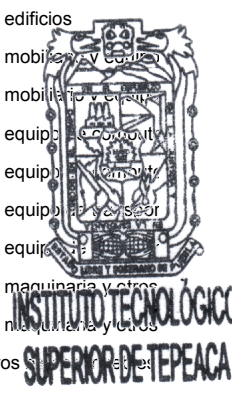
Instituto Tecnológico Superior de Tepeaca

Estado de Puebla

Estado del Ejercicio del Presupuesto por Fuente de Financiamiento Al 31/ago/2019

Fecha y hora de Impresión | 11/sep/2019
04:32 p.m.

Fuente de Financiamiento		Aprobado	Ampliaciones / (Reducciones)	Presupuesto Vigente	Comprometido	Presupuesto Disponible para Comprometer	Devengado	Comprometido No Devengado	Presupuesto Sin Devengar	Ejercido	Pagado	Cuentas por
Objeto	del Gasto											Pagar Deuda
2561	Fibras sintéticas, hules, plásticos y derivados	\$15,740.00	\$0.00	\$15,740.00	\$6,620.10	\$9,119.90	\$6,620.10	\$0.00	\$9,119.90	\$6,620.10	\$6,620.10	\$0.00
2590	Otros productos químicos	\$53,000.00	\$25,000.00	\$78,000.00	\$3,637.91	\$74,362.09	\$3,637.91	\$0.00	\$74,362.09	\$3,637.91	\$3,637.91	\$0.00
2591	Otros productos químicos	\$53,000.00	\$25,000.00	\$78,000.00	\$3,637.91	\$74,362.09	\$3,637.91	\$0.00	\$74,362.09	\$3,637.91	\$3,637.91	\$0.00
2600	COMBUSTIBLES, LUBRICANTES Y ADITIVOS	\$139,250.00	\$86,737.35	\$225,987.35	\$224,407.73	\$1,579.62	\$224,407.73	\$0.00	\$1,579.62	\$224,407.73	\$216,270.24	\$8,137.49
2610	Combustibles, lubricantes y aditivos	\$139,250.00	\$86,737.35	\$225,987.35	\$224,407.73	\$1,579.62	\$224,407.73	\$0.00	\$1,579.62	\$224,407.73	\$216,270.24	\$8,137.49
2611	Combustibles	\$125,000.00	\$96,422.46	\$221,422.46	\$220,712.73	\$709.73	\$220,712.73	\$0.00	\$709.73	\$220,712.73	\$212,575.24	\$8,137.49
2612	Lubricantes y Aditivos	\$14,250.00	-\$9,685.11	\$4,564.89	\$3,695.00	\$869.89	\$3,695.00	\$0.00	\$869.89	\$3,695.00	\$3,695.00	\$0.00
2700	VESTUARIO, BLANCOS, PRENDAS DE PROTECCIÓN Y	\$121,592.27	\$40,000.00	\$161,592.27	\$26,960.40	\$134,631.87	\$26,960.40	\$0.00	\$134,631.87	\$26,960.40	\$26,960.40	\$0.00
2710	Vestuario y uniformes	\$55,000.00	\$25,000.00	\$80,000.00	\$5,860.00	\$74,140.00	\$5,860.00	\$0.00	\$74,140.00	\$5,860.00	\$5,860.00	\$0.00
2711	Vestuario y uniformes	\$55,000.00	\$25,000.00	\$80,000.00	\$5,860.00	\$74,140.00	\$5,860.00	\$0.00	\$74,140.00	\$5,860.00	\$5,860.00	\$0.00
2720	Prendas de seguridad y protección personal	\$23,340.00	\$15,000.00	\$38,340.00	\$0.00	\$38,340.00	\$0.00	\$0.00	\$38,340.00	\$0.00	\$0.00	\$0.00
2721	Prendas de seguridad y protección personal	\$23,340.00	\$15,000.00	\$38,340.00	\$0.00	\$38,340.00	\$0.00	\$0.00	\$38,340.00	\$0.00	\$0.00	\$0.00
2730	Artículos deportivos	\$43,252.27	\$0.00	\$43,252.27	\$21,100.40	\$22,151.87	\$21,100.40	\$0.00	\$22,151.87	\$21,100.40	\$21,100.40	\$0.00
2731	Artículos deportivos	\$43,252.27	\$0.00	\$43,252.27	\$21,100.40	\$22,151.87	\$21,100.40	\$0.00	\$22,151.87	\$21,100.40	\$21,100.40	\$0.00
2900	HERRAMIENTAS, REFACCIONES Y ACCESORIOS MEN	\$243,166.00	\$88,750.54	\$331,916.54	\$159,233.23	\$170,785.31	\$159,233.23	\$0.00	\$172,683.31	\$161,131.23	\$159,233.23	\$0.00
2910	Herramientas menores	\$46,953.34	\$15,000.00	\$61,953.34	\$39,692.14	\$20,363.20	\$39,692.14	\$0.00	\$22,261.20	\$41,590.14	\$39,692.14	\$0.00
2911	Herramientas menores	\$46,953.34	\$15,000.00	\$61,953.34	\$39,692.14	\$20,363.20	\$39,692.14	\$0.00	\$22,261.20	\$41,590.14	\$39,692.14	\$0.00
2920	Refacciones y accesorios menores de edificios	\$41,597.22	\$14,150.14	\$55,747.36	\$15,445.74	\$40,301.62	\$15,445.74	\$0.00	\$40,301.62	\$15,445.74	\$15,445.74	\$0.00
2921	Refacciones y accesorios menores de edificios	\$41,597.22	\$14,150.14	\$55,747.36	\$15,445.74	\$40,301.62	\$15,445.74	\$0.00	\$40,301.62	\$15,445.74	\$15,445.74	\$0.00
2930	Refacciones y accesorios menores de mobiliario y equipo	\$15,232.00	\$15,000.00	\$30,232.00	\$1,663.15	\$28,568.85	\$1,663.15	\$0.00	\$28,568.85	\$1,663.15	\$1,663.15	\$0.00
2931	Refacciones y accesorios menores de mobiliario y equipo	\$15,232.00	\$15,000.00	\$30,232.00	\$1,663.15	\$28,568.85	\$1,663.15	\$0.00	\$28,568.85	\$1,663.15	\$1,663.15	\$0.00
2940	Refacciones y accesorios menores de equipo	\$70,018.24	\$14,600.40	\$84,618.64	\$45,294.85	\$39,323.79	\$45,294.85	\$0.00	\$39,323.79	\$45,294.85	\$45,294.85	\$0.00
2941	Refacciones y accesorios menores de equipo	\$70,018.24	\$14,600.40	\$84,618.64	\$45,294.85	\$39,323.79	\$45,294.85	\$0.00	\$39,323.79	\$45,294.85	\$45,294.85	\$0.00
2960	Refacciones y accesorios menores de equipo	\$30,000.00	\$21,094.28	\$51,094.28	\$51,094.28	\$0.00	\$51,094.28	\$0.00	\$0.00	\$51,094.28	\$51,094.28	\$0.00
2961	Refacciones y accesorios menores de equipo	\$30,000.00	\$21,094.28	\$51,094.28	\$51,094.28	\$0.00	\$51,094.28	\$0.00	\$0.00	\$51,094.28	\$51,094.28	\$0.00
2980	Refacciones y accesorios menores de maquinaria y otros	\$19,365.20	\$8,905.72	\$28,270.92	\$5,479.97	\$22,790.95	\$5,479.97	\$0.00	\$22,790.95	\$5,479.97	\$5,479.97	\$0.00
2981	Refacciones y accesorios menores de maquinaria y otros	\$19,365.20	\$8,905.72	\$28,270.92	\$5,479.97	\$22,790.95	\$5,479.97	\$0.00	\$22,790.95	\$5,479.97	\$5,479.97	\$0.00
2990	Refacciones y accesorios menores otros bienes muebles	\$20,000.00	\$0.00	\$20,000.00	\$563.10	\$19,436.90	\$563.10	\$0.00	\$19,436.90	\$563.10	\$563.10	\$0.00
2991	Refacciones y accesorios menores otros bienes muebles	\$20,000.00	\$0.00	\$20,000.00	\$563.10	\$19,436.90	\$563.10	\$0.00	\$19,436.90	\$563.10	\$563.10	\$0.00
3000	SERVICIOS GENERALES	\$2,802,417.70	\$166,405.00	\$2,968,822.70	\$1,896,828.22	\$1,071,994.48	\$1,896,828.22	\$0.00	\$1,071,994.48	\$1,896,828.22	\$1,873,785.00	\$23,043.22
3100	SERVICIOS BÁSICOS	\$270,085.74	\$27,000.00	\$297,085.74	\$154,397.97	\$142,687.77	\$154,397.97	\$0.00	\$142,687.77	\$154,397.97	\$154,397.97	\$0.00



Fuente de Financiamiento		Aprobado	Ampliaciones / (Reducciones)	Presupuesto Vigente	Comprometido	Presupuesto Disponibile para Comprometer	Devengado	Comprometido No Devengado	Presupuesto Sin Devengar	Ejercido	Pagado	Cuentas por Pagar Deuda
Objeto	Gasto											
3110	Energía eléctrica	\$91,200.00	\$20,000.00	\$111,200.00	\$35,686.00	\$75,514.00	\$35,686.00	\$0.00	\$75,514.00	\$35,686.00	\$35,686.00	\$0.00
3111	Energía eléctrica	\$91,200.00	\$20,000.00	\$111,200.00	\$35,686.00	\$75,514.00	\$35,686.00	\$0.00	\$75,514.00	\$35,686.00	\$35,686.00	\$0.00
3120	Gas	\$9,628.00	\$7,000.00	\$16,628.00	\$5,653.22	\$10,974.78	\$5,653.22	\$0.00	\$10,974.78	\$5,653.22	\$5,653.22	\$0.00
3121	Gas	\$9,628.00	\$7,000.00	\$16,628.00	\$5,653.22	\$10,974.78	\$5,653.22	\$0.00	\$10,974.78	\$5,653.22	\$5,653.22	\$0.00
3140	Telefonía tradicional	\$20,841.74	\$0.00	\$20,841.74	\$2,403.75	\$18,437.99	\$2,403.75	\$0.00	\$18,437.99	\$2,403.75	\$2,403.75	\$0.00
3141	Telefonía tradicional	\$20,841.74	\$0.00	\$20,841.74	\$2,403.75	\$18,437.99	\$2,403.75	\$0.00	\$18,437.99	\$2,403.75	\$2,403.75	\$0.00
3150	Telefonía celular	\$5,791.00	\$0.00	\$5,791.00	\$0.00	\$5,791.00	\$0.00	\$0.00	\$5,791.00	\$0.00	\$0.00	\$0.00
3151	Telefonía celular	\$5,791.00	\$0.00	\$5,791.00	\$0.00	\$5,791.00	\$0.00	\$0.00	\$5,791.00	\$0.00	\$0.00	\$0.00
3170	Servicios de acceso de Internet, redes y procesamiento d	\$140,000.00	\$0.00	\$140,000.00	\$110,200.00	\$29,800.00	\$110,200.00	\$0.00	\$29,800.00	\$110,200.00	\$110,200.00	\$0.00
3171	Servicios de acceso de Internet, redes y procesamiento d	\$140,000.00	\$0.00	\$140,000.00	\$110,200.00	\$29,800.00	\$110,200.00	\$0.00	\$29,800.00	\$110,200.00	\$110,200.00	\$0.00
3180	Servicios postales y telegráficos	\$2,625.00	\$0.00	\$2,625.00	\$455.00	\$2,170.00	\$455.00	\$0.00	\$2,170.00	\$455.00	\$455.00	\$0.00
3181	Servicios postales y telegráficos	\$2,625.00	\$0.00	\$2,625.00	\$455.00	\$2,170.00	\$455.00	\$0.00	\$2,170.00	\$455.00	\$455.00	\$0.00
3200	SERVICIOS DE ARRENDAMIENTO	\$185,470.00	\$5,454.22	\$190,924.22	\$145,702.15	\$45,222.07	\$145,702.15	\$0.00	\$45,222.07	\$145,702.15	\$145,702.14	\$0.01
3220	Arrendamiento de edificios	\$0.00	\$17,886.91	\$17,886.91	\$17,886.91	\$0.00	\$17,886.91	\$0.00	\$0.00	\$17,886.91	\$17,886.90	\$0.01
3221	Arrendamiento de edificios	\$0.00	\$17,886.91	\$17,886.91	\$17,886.91	\$0.00	\$17,886.91	\$0.00	\$0.00	\$17,886.91	\$17,886.90	\$0.01
3230	Arrendamiento de mobiliario y equipo de administración, €	\$30,470.00	\$10,000.00	\$40,470.00	\$29,999.99	\$10,470.01	\$29,999.99	\$0.00	\$10,470.01	\$29,999.99	\$29,999.99	\$0.00
3231	Arrendamiento de mobiliario y equipo de administración, €	\$30,470.00	\$10,000.00	\$40,470.00	\$29,999.99	\$10,470.01	\$29,999.99	\$0.00	\$10,470.01	\$29,999.99	\$29,999.99	\$0.00
3260	Arrendamiento de maquinaria, otros equipos y herramient	\$15,000.00	\$0.00	\$15,000.00	\$1,914.00	\$13,086.00	\$1,914.00	\$0.00	\$13,086.00	\$1,914.00	\$1,914.00	\$0.00
3261	Arrendamiento de maquinaria, otros equipos y herramient	\$15,000.00	\$0.00	\$15,000.00	\$1,914.00	\$13,086.00	\$1,914.00	\$0.00	\$13,086.00	\$1,914.00	\$1,914.00	\$0.00
3270	Arrendamiento de activos intangibles	\$120,000.00	-\$22,432.69	\$97,567.31	\$80,553.13	\$17,014.18	\$80,553.13	\$0.00	\$17,014.18	\$80,553.13	\$80,553.13	\$0.00
3271	Arrendamiento de activos intangibles	\$120,000.00	-\$22,432.69	\$97,567.31	\$80,553.13	\$17,014.18	\$80,553.13	\$0.00	\$17,014.18	\$80,553.13	\$80,553.13	\$0.00
3290	Otros arrendamientos	\$20,000.00	\$0.00	\$20,000.00	\$15,348.12	\$4,651.88	\$15,348.12	\$0.00	\$4,651.88	\$15,348.12	\$15,348.12	\$0.00
3291	Otros arrendamientos	\$20,000.00	\$0.00	\$20,000.00	\$15,348.12	\$4,651.88	\$15,348.12	\$0.00	\$4,651.88	\$15,348.12	\$15,348.12	\$0.00
3300	SERVICIOS PROFESIONALES, CIENTÍFICOS, TÉCNICO	\$956,655.24	\$42,745.78	\$999,401.02	\$712,520.83	\$286,880.19	\$712,520.83	\$0.00	\$286,880.19	\$712,520.83	\$712,520.83	\$0.00
3310	Servicios legales, de contabilidad, auditoría y relacionado	\$400,000.00	-\$16,300.00	\$383,700.00	\$344,134.61	\$39,565.39	\$344,134.61	\$0.00	\$39,565.39	\$344,134.61	\$344,134.61	\$0.00
3311	Servicios legales, de contabilidad, auditoría y relacionado	\$400,000.00	-\$16,300.00	\$383,700.00	\$344,134.61	\$39,565.39	\$344,134.61	\$0.00	\$39,565.39	\$344,134.61	\$344,134.61	\$0.00
3340	Servicios de capacitación	\$110,000.00	\$54,545.78	\$164,545.78	\$164,545.78	\$0.00	\$164,545.78	\$0.00	\$0.00	\$164,545.78	\$164,545.78	\$0.00
3341	Servicios de capacitación	\$110,000.00	\$54,545.78	\$164,545.78	\$164,545.78	\$0.00	\$164,545.78	\$0.00	\$0.00	\$164,545.78	\$164,545.78	\$0.00
3360	Servicios de apoyo administrativo, fotocopiado e impresió	\$47,567.24	\$4,500.00	\$52,067.24	\$2,960.44	\$49,106.80	\$2,960.44	\$0.00	\$49,106.80	\$2,960.44	\$2,960.44	\$0.00
3361	Servicios de apoyo administrativo, fotocopiado e impresió	\$47,567.24	\$4,500.00	\$52,067.24	\$2,960.44	\$49,106.80	\$2,960.44	\$0.00	\$49,106.80	\$2,960.44	\$2,960.44	\$0.00
3370	Servicios de protección y seguridad	\$4,646.00	\$0.00	\$4,646.00	\$0.00	\$4,646.00	\$0.00	\$0.00	\$4,646.00	\$0.00	\$0.00	\$0.00



Fuente de Financiamiento	Objeto del Gasto	Aprobado	Ampliaciones / (Reducciones)	Presupuesto Vigente	Comprometido	Presupuesto Disponible para Comprometer	Devengado	Comprometido No Devengado	Presupuesto Sin Devengar	Ejercido	Pagado	Cuentas por Pagar Deuda
3371	Servicios de protección y seguridad	\$4,646.00	\$0.00	\$4,646.00	\$0.00	\$4,646.00	\$0.00	\$0.00	\$4,646.00	\$0.00	\$0.00	\$0.00
3380	Servicios de vigilancia	\$394,442.00	\$0.00	\$394,442.00	\$200,880.00	\$193,562.00	\$200,880.00	\$0.00	\$193,562.00	\$200,880.00	\$200,880.00	\$0.00
3381	Servicios de vigilancia	\$394,442.00	\$0.00	\$394,442.00	\$200,880.00	\$193,562.00	\$200,880.00	\$0.00	\$193,562.00	\$200,880.00	\$200,880.00	\$0.00
3400	SERVICIOS FINANCIEROS, BANCARIOS	\$129,237.97	\$5,000.00	\$134,237.97	\$97,876.56	\$36,361.41	\$97,876.56	\$0.00	\$36,361.41	\$97,876.56	\$97,876.56	\$0.00
3410	Servicios financieros y bancarios	\$28,000.00	\$0.00	\$28,000.00	\$11,073.07	\$16,926.93	\$11,073.07	\$0.00	\$16,926.93	\$11,073.07	\$11,073.07	\$0.00
3411	Servicios financieros y bancarios	\$28,000.00	\$0.00	\$28,000.00	\$11,073.07	\$16,926.93	\$11,073.07	\$0.00	\$16,926.93	\$11,073.07	\$11,073.07	\$0.00
3450	Seguro de bienes patrimoniales	\$61,237.97	\$0.00	\$61,237.97	\$56,517.92	\$4,720.05	\$56,517.92	\$0.00	\$4,720.05	\$56,517.92	\$56,517.92	\$0.00
3451	Seguro de bienes patrimoniales	\$61,237.97	\$0.00	\$61,237.97	\$56,517.92	\$4,720.05	\$56,517.92	\$0.00	\$4,720.05	\$56,517.92	\$56,517.92	\$0.00
3480	Comisiones por ventas	\$40,000.00	\$5,000.00	\$45,000.00	\$30,285.57	\$14,714.43	\$30,285.57	\$0.00	\$14,714.43	\$30,285.57	\$30,285.57	\$0.00
3481	Comisiones por ventas	\$40,000.00	\$5,000.00	\$45,000.00	\$30,285.57	\$14,714.43	\$30,285.57	\$0.00	\$14,714.43	\$30,285.57	\$30,285.57	\$0.00
3500	SERVICIOS DE INSTALACIÓN, REPARACIÓN, MANTEN	\$331,757.44	\$86,205.00	\$417,962.44	\$281,350.71	\$136,611.73	\$281,350.71	\$0.00	\$136,611.73	\$281,350.71	\$281,350.71	\$0.00
3510	Conservación y mantenimiento menor de inmuebles	\$131,684.60	\$56,878.04	\$188,562.64	\$188,562.64	\$0.00	\$188,562.64	\$0.00	\$0.00	\$188,562.64	\$188,562.64	\$0.00
3511	Conservación y mantenimiento menor de inmuebles	\$131,684.60	\$56,878.04	\$188,562.64	\$188,562.64	\$0.00	\$188,562.64	\$0.00	\$0.00	\$188,562.64	\$188,562.64	\$0.00
3520	Instalación, reparación y mantenimiento de mobiliario y ex	\$37,663.74	\$29,644.00	\$67,307.74	\$34,975.68	\$32,332.06	\$34,975.68	\$0.00	\$32,332.06	\$34,975.68	\$34,975.68	\$0.00
3521	Instalación, reparación y mantenimiento de mobiliario y ex	\$37,663.74	\$29,644.00	\$67,307.74	\$34,975.68	\$32,332.06	\$34,975.68	\$0.00	\$32,332.06	\$34,975.68	\$34,975.68	\$0.00
3530	Instalación, reparación y mantenimiento de equipo de cór	\$31,617.00	\$0.00	\$31,617.00	\$6,264.00	\$25,353.00	\$6,264.00	\$0.00	\$25,353.00	\$6,264.00	\$6,264.00	\$0.00
3531	Instalación, reparación y mantenimiento de equipo de cór	\$31,617.00	\$0.00	\$31,617.00	\$6,264.00	\$25,353.00	\$6,264.00	\$0.00	\$25,353.00	\$6,264.00	\$6,264.00	\$0.00
3550	Reparación y mantenimiento de equipo de transporte	\$37,668.49	\$15,000.00	\$52,668.49	\$11,760.39	\$40,908.10	\$11,760.39	\$0.00	\$40,908.10	\$11,760.39	\$11,760.39	\$0.00
3551	Reparación y mantenimiento de equipo de transporte	\$37,668.49	\$15,000.00	\$52,668.49	\$11,760.39	\$40,908.10	\$11,760.39	\$0.00	\$40,908.10	\$11,760.39	\$11,760.39	\$0.00
3570	Instalación, reparación y mantenimiento de maquinaria, o	\$16,839.74	\$4,905.00	\$21,744.74	\$1,508.00	\$20,236.74	\$1,508.00	\$0.00	\$20,236.74	\$1,508.00	\$1,508.00	\$0.00
3571	Instalación, reparación y mantenimiento de maquinaria, o	\$16,839.74	\$4,905.00	\$21,744.74	\$1,508.00	\$20,236.74	\$1,508.00	\$0.00	\$20,236.74	\$1,508.00	\$1,508.00	\$0.00
3580	Servicios de limpieza y manejo de desechos	\$32,423.81	-\$26,641.98	\$5,781.83	\$0.00	\$5,781.83	\$0.00	\$0.00	\$5,781.83	\$0.00	\$0.00	\$0.00
3581	Servicios de limpieza y manejo de desechos	\$32,423.81	-\$26,641.98	\$5,781.83	\$0.00	\$5,781.83	\$0.00	\$0.00	\$5,781.83	\$0.00	\$0.00	\$0.00
3590	Servicios de jardinería y fumigación	\$43,860.06	\$6,419.94	\$50,280.00	\$38,280.00	\$12,000.00	\$38,280.00	\$0.00	\$12,000.00	\$38,280.00	\$38,280.00	\$0.00
3591	Servicios de jardinería y fumigación	\$43,860.06	\$6,419.94	\$50,280.00	\$38,280.00	\$12,000.00	\$38,280.00	\$0.00	\$12,000.00	\$38,280.00	\$38,280.00	\$0.00
3600	SERVICIOS DE COMUNICACIÓN SOCIAL Y PUBLICIDA	\$100,000.00	\$0.00	\$100,000.00	\$46,794.21	\$53,205.79	\$46,794.21	\$0.00	\$53,205.79	\$46,794.21	\$46,794.21	\$0.00
3610	Difusión por radio, televisión y otros medios de mensajes	\$100,000.00	\$0.00	\$100,000.00	\$46,794.21	\$53,205.79	\$46,794.21	\$0.00	\$53,205.79	\$46,794.21	\$46,794.21	\$0.00
3611	Difusión por radio, televisión y otros medios de mensajes	\$100,000.00	\$0.00	\$100,000.00	\$46,794.21	\$53,205.79	\$46,794.21	\$0.00	\$53,205.79	\$46,794.21	\$46,794.21	\$0.00
3700	SERVICIOS DE TRASLADO Y VIÁTICOS	\$157,483.34	\$0.00	\$157,483.34	\$83,906.04	\$73,577.30	\$83,906.04	\$0.00	\$73,577.30	\$83,906.04	\$83,906.04	\$0.00
3710	Pasajes aéreos	\$25,000.00	\$0.00	\$25,000.00	\$0.00	\$25,000.00	\$0.00	\$0.00	\$25,000.00	\$0.00	\$0.00	\$0.00
3711	Pasajes Aéreos Nacionales	\$25,000.00	\$0.00	\$25,000.00	\$0.00	\$25,000.00	\$0.00	\$0.00	\$25,000.00	\$0.00	\$0.00	\$0.00



Fuente de Financiamiento		Aprobado	Ampliaciones / (Reducciones)	Presupuesto Vigente	Comprometido	Presupuesto Disponibile para Comprometer	Devengado	Comprometido No Devengado	Presupuesto Sin Devengar	Ejercido	Pagado	Cuentas por Pagar Deuda
Objeto	Gasto											
3720	Pasajes terrestres	\$30,646.92	\$0.00	\$30,646.92	\$16,349.70	\$14,297.22	\$16,349.70	\$0.00	\$14,297.22	\$16,349.70	\$16,349.70	\$0.00
3721	Pasajes terrestres Nacionales	\$30,646.92	\$0.00	\$30,646.92	\$16,349.70	\$14,297.22	\$16,349.70	\$0.00	\$14,297.22	\$16,349.70	\$16,349.70	\$0.00
3750	Viáticos en el país	\$98,836.42	\$0.00	\$98,836.42	\$65,816.34	\$33,020.08	\$65,816.34	\$0.00	\$33,020.08	\$65,816.34	\$65,816.34	\$0.00
3751	Viáticos en el país	\$98,836.42	\$0.00	\$98,836.42	\$65,816.34	\$33,020.08	\$65,816.34	\$0.00	\$33,020.08	\$65,816.34	\$65,816.34	\$0.00
3780	Servicios integrales de traslado y viáticos	\$3,000.00	\$0.00	\$3,000.00	\$1,740.00	\$1,260.00	\$1,740.00	\$0.00	\$1,260.00	\$1,740.00	\$1,740.00	\$0.00
3781	Servicios integrales de traslado y viáticos	\$3,000.00	\$0.00	\$3,000.00	\$1,740.00	\$1,260.00	\$1,740.00	\$0.00	\$1,260.00	\$1,740.00	\$1,740.00	\$0.00
3800	SERVICIOS OFICIALES	\$126,747.94	-\$1,500.00	\$125,247.94	\$33,854.68	\$91,393.26	\$33,854.68	\$0.00	\$91,393.26	\$33,854.68	\$33,854.68	\$0.00
3820	Gastos de orden social y cultural	\$60,225.94	\$0.00	\$60,225.94	\$29,214.68	\$31,011.26	\$29,214.68	\$0.00	\$31,011.26	\$29,214.68	\$29,214.68	\$0.00
3821	Gastos de orden social y cultural	\$60,225.94	\$0.00	\$60,225.94	\$29,214.68	\$31,011.26	\$29,214.68	\$0.00	\$31,011.26	\$29,214.68	\$29,214.68	\$0.00
3830	Congresos y convenciones	\$66,522.00	-\$1,500.00	\$65,022.00	\$4,640.00	\$60,382.00	\$4,640.00	\$0.00	\$60,382.00	\$4,640.00	\$4,640.00	\$0.00
3831	Congresos y convenciones	\$66,522.00	-\$1,500.00	\$65,022.00	\$4,640.00	\$60,382.00	\$4,640.00	\$0.00	\$60,382.00	\$4,640.00	\$4,640.00	\$0.00
3900	OTROS SERVICIOS GENERALES	\$544,980.03	\$1,500.00	\$546,480.03	\$340,425.07	\$206,054.96	\$340,425.07	\$0.00	\$206,054.96	\$340,425.07	\$317,381.86	\$23,043.21
3920	Impuestos y derechos	\$155,000.00	-\$98,653.36	\$56,346.64	\$32,636.21	\$23,710.43	\$32,636.21	\$0.00	\$23,710.43	\$32,636.21	\$32,636.21	\$0.00
3921	Impuestos y derechos	\$155,000.00	-\$98,653.36	\$56,346.64	\$32,636.21	\$23,710.43	\$32,636.21	\$0.00	\$23,710.43	\$32,636.21	\$32,636.21	\$0.00
3980	Impuesto sobre nóminas y otros que se deriven de una re	\$389,980.03	\$0.00	\$389,980.03	\$209,135.50	\$180,844.53	\$209,135.50	\$0.00	\$180,844.53	\$209,135.50	\$186,092.29	\$23,043.21
3981	Impuesto sobre nóminas y otros que se deriven de una re	\$389,980.03	\$0.00	\$389,980.03	\$209,135.50	\$180,844.53	\$209,135.50	\$0.00	\$180,844.53	\$209,135.50	\$186,092.29	\$23,043.21
3990	Otros servicios generales	\$0.00	\$100,153.36	\$100,153.36	\$98,653.36	\$1,500.00	\$98,653.36	\$0.00	\$1,500.00	\$98,653.36	\$98,653.36	\$0.00
3991	Otros servicios generales	\$0.00	\$100,153.36	\$100,153.36	\$98,653.36	\$1,500.00	\$98,653.36	\$0.00	\$1,500.00	\$98,653.36	\$98,653.36	\$0.00
FEDERAL		\$19,257,509.00	\$941,405.00	\$20,198,914.00	\$13,216,504.63	\$6,982,409.37	\$13,216,504.63	\$0.00	\$6,982,409.37	\$13,216,504.63	\$13,184,726.42	\$31,778.21
16 ESTATAL												
1000	SERVICIOS PERSONALES	\$14,396,098.26	\$0.00	\$14,396,098.26	\$9,303,189.00	\$5,092,909.26	\$9,303,189.00	\$0.00	\$5,092,909.26	\$9,303,189.00	\$9,099,506.62	\$203,682.38
1100	REMUNERACIONES AL PERSONAL DE CARÁCTER PE	\$8,571,336.66	\$0.00	\$8,571,336.66	\$6,635,245.14	\$1,936,091.52	\$6,635,245.14	\$0.00	\$1,936,091.52	\$6,635,245.14	\$6,635,245.14	\$0.00
1130	Sueldos base al personal permanente	\$8,571,336.66	\$0.00	\$8,571,336.66	\$6,635,245.14	\$1,936,091.52	\$6,635,245.14	\$0.00	\$1,936,091.52	\$6,635,245.14	\$6,635,245.14	\$0.00
1131	Sueldo Base al Personal de Base	\$8,571,336.66	\$0.00	\$8,571,336.66	\$6,635,245.14	\$1,936,091.52	\$6,635,245.14	\$0.00	\$1,936,091.52	\$6,635,245.14	\$6,635,245.14	\$0.00
1300	REMUNERACIONES ADICIONALES Y ESPECIALES	\$2,128,973.41	\$0.00	\$2,128,973.41	\$355,329.48	\$1,773,643.93	\$355,329.48	\$0.00	\$1,773,643.93	\$355,329.48	\$355,329.48	\$0.00
1310	Primas por años de servicios efectivos prestados	\$300,873.36	\$0.00	\$300,873.36	\$241,555.73	\$59,317.63	\$241,555.73	\$0.00	\$59,317.63	\$241,555.73	\$241,555.73	\$0.00
1311	Primas por años de servicios efectivos prestados	\$300,873.36	\$0.00	\$300,873.36	\$241,555.73	\$59,317.63	\$241,555.73	\$0.00	\$59,317.63	\$241,555.73	\$241,555.73	\$0.00
1320	Primas de vacaciones, dominical y gratificación de fin de :	\$1,828,100.05	\$0.00	\$1,828,100.05	\$113,773.75	\$1,714,326.30	\$113,773.75	\$0.00	\$1,714,326.30	\$113,773.75	\$113,773.75	\$0.00
1321	Primas de vacaciones y Dominical	\$677,475.02	\$0.00	\$677,475.02	\$4,025.41	\$673,449.61	\$4,025.41	\$0.00	\$673,449.61	\$4,025.41	\$4,025.41	\$0.00
1322	Gratificación de fin de año	\$1,150,625.03	\$0.00	\$1,150,625.03	\$109,748.34	\$1,040,876.69	\$109,748.34	\$0.00	\$1,040,876.69	\$109,748.34	\$109,748.34	\$0.00

Fuente de Financiamiento	Objeto del Gasto	Aprobado	Ampliaciones / (Reducciones)	Presupuesto Vigente	Comprometido	Presupuesto Disponible para Comprometer	Devengado	Comprometido No Devengado	Presupuesto Sin Devengar	Ejercido	Pagado	Cuentas por Pagar Deuda
1400	SEGURIDAD SOCIAL	\$2,619,407.07	\$0.00	\$2,619,407.07	\$1,698,880.87	\$920,526.20	\$1,698,880.87	\$0.00	\$920,526.20	\$1,698,880.87	\$1,495,198.49	\$203,682.38
1410	Aportaciones de seguridad social	\$2,303,525.58	\$0.00	\$2,303,525.58	\$1,613,966.78	\$689,558.80	\$1,613,966.78	\$0.00	\$689,558.80	\$1,613,966.78	\$1,420,468.52	\$193,498.26
1411	Aportaciones de seguridad social	\$2,303,525.58	\$0.00	\$2,303,525.58	\$1,613,966.78	\$689,558.80	\$1,613,966.78	\$0.00	\$689,558.80	\$1,613,966.78	\$1,420,468.52	\$193,498.26
1420	Aportaciones a fondos de vivienda	\$120,378.86	\$0.00	\$120,378.86	\$84,914.09	\$35,464.77	\$84,914.09	\$0.00	\$35,464.77	\$84,914.09	\$74,729.97	\$10,184.12
1421	Aportaciones a fondos de vivienda	\$120,378.86	\$0.00	\$120,378.86	\$84,914.09	\$35,464.77	\$84,914.09	\$0.00	\$35,464.77	\$84,914.09	\$74,729.97	\$10,184.12
1430	Aportaciones al sistema para el retiro	\$195,502.63	\$0.00	\$195,502.63	\$0.00	\$195,502.63	\$0.00	\$0.00	\$195,502.63	\$0.00	\$0.00	\$0.00
1431	Aportaciones al sistema para el retiro	\$195,502.63	\$0.00	\$195,502.63	\$0.00	\$195,502.63	\$0.00	\$0.00	\$195,502.63	\$0.00	\$0.00	\$0.00
1500	OTRAS PRESTACIONES SOCIALES Y ECONÓMICAS	\$974,257.82	\$0.00	\$974,257.82	\$613,733.51	\$360,524.31	\$613,733.51	\$0.00	\$360,524.31	\$613,733.51	\$613,733.51	\$0.00
1520	Indemnizaciones	\$100,000.00	\$0.00	\$100,000.00	\$8,256.46	\$91,743.54	\$8,256.46	\$0.00	\$91,743.54	\$8,256.46	\$8,256.46	\$0.00
1521	Indemnizaciones	\$100,000.00	\$0.00	\$100,000.00	\$8,256.46	\$91,743.54	\$8,256.46	\$0.00	\$91,743.54	\$8,256.46	\$8,256.46	\$0.00
1590	Otras prestaciones sociales y económicas	\$874,257.82	\$0.00	\$874,257.82	\$605,477.05	\$268,780.77	\$605,477.05	\$0.00	\$268,780.77	\$605,477.05	\$605,477.05	\$0.00
1591	Otras prestaciones sociales y económicas	\$874,257.82	\$0.00	\$874,257.82	\$605,477.05	\$268,780.77	\$605,477.05	\$0.00	\$268,780.77	\$605,477.05	\$605,477.05	\$0.00
1700	PAGO DE ESTÍMULOS A SERVIDORES PÚBLICOS	\$102,123.30	\$0.00	\$102,123.30	\$0.00	\$102,123.30	\$0.00	\$0.00	\$102,123.30	\$0.00	\$0.00	\$0.00
1710	Estímulos	\$102,123.30	\$0.00	\$102,123.30	\$0.00	\$102,123.30	\$0.00	\$0.00	\$102,123.30	\$0.00	\$0.00	\$0.00
1711	Estímulos	\$102,123.30	\$0.00	\$102,123.30	\$0.00	\$102,123.30	\$0.00	\$0.00	\$102,123.30	\$0.00	\$0.00	\$0.00
2000	MATERIALES Y SUMINISTROS	\$1,823,993.04	\$775,000.00	\$2,598,993.04	\$1,362,975.03	\$1,236,018.01	\$1,362,975.03	\$0.00	\$1,236,018.01	\$1,362,975.03	\$1,362,975.03	\$0.00
2100	MATERIALES DE ADMINISTRACIÓN, EMISIÓN DE DOC	\$621,297.36	\$195,000.00	\$816,297.36	\$344,556.45	\$471,740.91	\$344,556.45	\$0.00	\$471,740.91	\$344,556.45	\$344,556.45	\$0.00
2110	Materiales, útiles y equipos menores de oficina	\$93,017.22	\$25,000.00	\$118,017.22	\$117,912.68	\$104.54	\$117,912.68	\$0.00	\$104.54	\$117,912.68	\$117,912.68	\$0.00
2111	Materiales, útiles y equipos menores de oficina	\$93,017.22	\$25,000.00	\$118,017.22	\$117,912.68	\$104.54	\$117,912.68	\$0.00	\$104.54	\$117,912.68	\$117,912.68	\$0.00
2120	Materiales y útiles de impresión y reproducción	\$39,199.36	\$15,000.00	\$54,199.36	\$0.00	\$54,199.36	\$0.00	\$0.00	\$54,199.36	\$0.00	\$0.00	\$0.00
2121	Materiales y útiles de impresión y reproducción	\$39,199.36	\$15,000.00	\$54,199.36	\$0.00	\$54,199.36	\$0.00	\$0.00	\$54,199.36	\$0.00	\$0.00	\$0.00
2140	Materiales, útiles y equipos menores de tecnología de la información	\$135,000.00	\$0.00	\$135,000.00	\$73,253.40	\$61,746.60	\$73,253.40	\$0.00	\$61,746.60	\$73,253.40	\$73,253.40	\$0.00
2141	Materiales, útiles y equipos menores de tecnología de la información	\$135,000.00	\$0.00	\$135,000.00	\$73,253.40	\$61,746.60	\$73,253.40	\$0.00	\$61,746.60	\$73,253.40	\$73,253.40	\$0.00
2150	Material impreso e información digital	\$61,200.00	\$25,000.00	\$86,200.00	\$2,088.00	\$84,112.00	\$2,088.00	\$0.00	\$84,112.00	\$2,088.00	\$2,088.00	\$0.00
2151	Material impreso e información digital	\$61,200.00	\$25,000.00	\$86,200.00	\$2,088.00	\$84,112.00	\$2,088.00	\$0.00	\$84,112.00	\$2,088.00	\$2,088.00	\$0.00
2160	Material de limpieza	\$117,880.78	\$25,000.00	\$142,880.78	\$99,064.06	\$43,816.72	\$99,064.06	\$0.00	\$43,816.72	\$99,064.06	\$99,064.06	\$0.00
2161	Material de limpieza	\$117,880.78	\$25,000.00	\$142,880.78	\$99,064.06	\$43,816.72	\$99,064.06	\$0.00	\$43,816.72	\$99,064.06	\$99,064.06	\$0.00
2170	Materiales y útiles de enseñanza	\$150,000.00	\$100,000.00	\$250,000.00	\$48,543.71	\$201,456.29	\$48,543.71	\$0.00	\$201,456.29	\$48,543.71	\$48,543.71	\$0.00
2171	Materiales y útiles de enseñanza	\$150,000.00	\$100,000.00	\$250,000.00	\$48,543.71	\$201,456.29	\$48,543.71	\$0.00	\$201,456.29	\$48,543.71	\$48,543.71	\$0.00
2180	Materiales para el registro e identificación de bienes y per	\$25,000.00	\$5,000.00	\$30,000.00	\$3,694.60	\$26,305.40	\$3,694.60	\$0.00	\$26,305.40	\$3,694.60	\$3,694.60	\$0.00
2181	Materiales para el registro e identificación de bienes y per	\$25,000.00	\$5,000.00	\$30,000.00	\$3,694.60	\$26,305.40	\$3,694.60	\$0.00	\$26,305.40	\$3,694.60	\$3,694.60	\$0.00



Fuente de Financiamiento		Aprobado	Ampliaciones / (Reducciones)	Presupuesto Vigente	Comprometido	Presupuesto Disponible para Comprometer	Devengado	Comprometido No Devengado	Presupuesto Sin Devengar	Ejercido	Pagado	Cuentas por
Objeto	del Gasto											Pagar Deuda
2200	ALIMENTOS Y UTENSILIOS	\$175,000.00	\$75,000.00	\$250,000.00	\$60,739.60	\$189,260.40	\$60,739.60	\$0.00	\$189,260.40	\$60,739.60	\$60,739.60	\$0.00
2210	Productos alimenticios para personas	\$125,000.00	\$50,000.00	\$175,000.00	\$60,178.20	\$114,821.80	\$60,178.20	\$0.00	\$114,821.80	\$60,178.20	\$60,178.20	\$0.00
2211	Productos alimenticios para personas	\$125,000.00	\$50,000.00	\$175,000.00	\$60,178.20	\$114,821.80	\$60,178.20	\$0.00	\$114,821.80	\$60,178.20	\$60,178.20	\$0.00
2230	Utensilios para el servicio de alimentación	\$50,000.00	\$25,000.00	\$75,000.00	\$561.40	\$74,438.60	\$561.40	\$0.00	\$74,438.60	\$561.40	\$561.40	\$0.00
2231	Utensilios para el servicio de alimentación	\$50,000.00	\$25,000.00	\$75,000.00	\$561.40	\$74,438.60	\$561.40	\$0.00	\$74,438.60	\$561.40	\$561.40	\$0.00
2300	MATERIAS PRIMAS Y MATERIALES DE PRODUCCIÓN	\$0.00	\$884.92	\$884.92	\$884.92	\$0.00	\$884.92	\$0.00	\$0.00	\$884.92	\$884.92	\$0.00
2370	Productos de cuero, piel, plástico y hule adquiridos como	\$0.00	\$884.92	\$884.92	\$884.92	\$0.00	\$884.92	\$0.00	\$0.00	\$884.92	\$884.92	\$0.00
2371	Productos de cuero, piel, plástico y hule adquiridos como	\$0.00	\$884.92	\$884.92	\$884.92	\$0.00	\$884.92	\$0.00	\$0.00	\$884.92	\$884.92	\$0.00
2400	MATERIALES Y ARTÍCULOS DE CONSTRUCCIÓN Y DE	\$281,592.72	\$287,331.28	\$568,924.00	\$319,921.69	\$249,002.31	\$319,921.69	\$0.00	\$249,002.31	\$319,921.69	\$319,921.69	\$0.00
2410	Productos minerales no metálicos	\$73,817.52	\$0.00	\$73,817.52	\$66,789.22	\$7,028.30	\$66,789.22	\$0.00	\$7,028.30	\$66,789.22	\$66,789.22	\$0.00
2411	Productos minerales no metálicos	\$73,817.52	\$0.00	\$73,817.52	\$66,789.22	\$7,028.30	\$66,789.22	\$0.00	\$7,028.30	\$66,789.22	\$66,789.22	\$0.00
2420	Cemento y productos de concreto	\$45,000.00	\$0.00	\$45,000.00	\$11,263.53	\$33,736.47	\$11,263.53	\$0.00	\$33,736.47	\$11,263.53	\$11,263.53	\$0.00
2421	Cemento y productos de concreto	\$45,000.00	\$0.00	\$45,000.00	\$11,263.53	\$33,736.47	\$11,263.53	\$0.00	\$33,736.47	\$11,263.53	\$11,263.53	\$0.00
2430	Cal, yeso y productos de yeso	\$11,610.00	\$0.00	\$11,610.00	\$2,869.47	\$8,740.53	\$2,869.47	\$0.00	\$8,740.53	\$2,869.47	\$2,869.47	\$0.00
2431	Cal, yeso y productos de yeso	\$11,610.00	\$0.00	\$11,610.00	\$2,869.47	\$8,740.53	\$2,869.47	\$0.00	\$8,740.53	\$2,869.47	\$2,869.47	\$0.00
2440	Madera y productos de madera	\$31,945.20	\$44,980.00	\$76,925.20	\$0.00	\$76,925.20	\$0.00	\$0.00	\$76,925.20	\$0.00	\$0.00	\$0.00
2441	Madera y productos de madera	\$31,945.20	\$44,980.00	\$76,925.20	\$0.00	\$76,925.20	\$0.00	\$0.00	\$76,925.20	\$0.00	\$0.00	\$0.00
2450	Vidrio y productos de vidrio	\$2,000.00	\$25,000.00	\$27,000.00	\$0.00	\$27,000.00	\$0.00	\$0.00	\$27,000.00	\$0.00	\$0.00	\$0.00
2451	Vidrio y productos de vidrio	\$2,000.00	\$25,000.00	\$27,000.00	\$0.00	\$27,000.00	\$0.00	\$0.00	\$27,000.00	\$0.00	\$0.00	\$0.00
2460	Material eléctrico y electrónico	\$56,000.00	\$46,000.00	\$102,000.00	\$63,850.99	\$38,149.01	\$63,850.99	\$0.00	\$38,149.01	\$63,850.99	\$63,850.99	\$0.00
2461	Material eléctrico y electrónico	\$56,000.00	\$46,000.00	\$102,000.00	\$63,850.99	\$38,149.01	\$63,850.99	\$0.00	\$38,149.01	\$63,850.99	\$63,850.99	\$0.00
2470	Artículos metálicos para la construcción	\$35,000.00	\$13,990.00	\$48,990.00	\$48,431.44	\$558.56	\$48,431.44	\$0.00	\$558.56	\$48,431.44	\$48,431.44	\$0.00
2471	Artículos metálicos para la construcción	\$35,000.00	\$13,990.00	\$48,990.00	\$48,431.44	\$558.56	\$48,431.44	\$0.00	\$558.56	\$48,431.44	\$48,431.44	\$0.00
2480	Materiales complementarios	\$19,700.00	\$38,625.08	\$58,325.08	\$16,298.46	\$42,026.62	\$16,298.46	\$0.00	\$42,026.62	\$16,298.46	\$16,298.46	\$0.00
2481	Materiales complementarios	\$19,700.00	\$38,625.08	\$58,325.08	\$16,298.46	\$42,026.62	\$16,298.46	\$0.00	\$42,026.62	\$16,298.46	\$16,298.46	\$0.00
2490	Otros materiales y artículos de construcción y reparación	\$6,520.00	\$118,736.20	\$125,256.20	\$110,418.58	\$14,837.62	\$110,418.58	\$0.00	\$14,837.62	\$110,418.58	\$110,418.58	\$0.00
2491	Otros materiales y artículos de construcción y reparación	\$6,520.00	\$118,736.20	\$125,256.20	\$110,418.58	\$14,837.62	\$110,418.58	\$0.00	\$14,837.62	\$110,418.58	\$110,418.58	\$0.00
2500	PRODUCTOS QUÍMICOS, FARMACÉUTICOS Y DE LABI	\$227,094.69	-\$20,036.70	\$207,057.99	\$93,444.91	\$113,613.08	\$93,444.91	\$0.00	\$113,613.08	\$93,444.91	\$93,444.91	\$0.00
2510	Productos químicos básicos	\$39,310.00	-\$10,000.00	\$29,310.00	\$9,053.11	\$20,256.89	\$9,053.11	\$0.00	\$20,256.89	\$9,053.11	\$9,053.11	\$0.00
2511	Productos químicos básicos	\$39,310.00	-\$10,000.00	\$29,310.00	\$9,053.11	\$20,256.89	\$9,053.11	\$0.00	\$20,256.89	\$9,053.11	\$9,053.11	\$0.00
2520	Fertilizantes, pesticidas y otros agroquímicos	\$24,457.00	-\$9,820.50	\$14,636.50	\$0.00	\$14,636.50	\$0.00	\$0.00	\$14,636.50	\$0.00	\$0.00	\$0.00



Fuente de Financiamiento	Objeto del Gasto	Aprobado	Ampliaciones / (Reducciones)	Presupuesto Vigente	Comprometido	Presupuesto Disponibile para Comprometer	Devengado	Comprometido No Devengado	Presupuesto Sin Devengar	Ejercido	Pagado	Cuentas por Pagar Deuda
2521	Fertilizantes, pesticidas y otros agroquímicos	\$24,457.00	-\$9,820.50	\$14,636.50	\$0.00	\$14,636.50	\$0.00	\$0.00	\$14,636.50	\$0.00	\$0.00	\$0.00
2530	Medicinas y productos farmacéuticos	\$27,391.00	\$0.00	\$27,391.00	\$26,342.70	\$1,048.30	\$26,342.70	\$0.00	\$1,048.30	\$26,342.70	\$26,342.70	\$0.00
2531	Medicinas y productos farmacéuticos	\$27,391.00	\$0.00	\$27,391.00	\$26,342.70	\$1,048.30	\$26,342.70	\$0.00	\$1,048.30	\$26,342.70	\$26,342.70	\$0.00
2540	Materiales, accesorios y suministros médicos	\$11,325.00	\$0.00	\$11,325.00	\$3,794.24	\$7,530.76	\$3,794.24	\$0.00	\$7,530.76	\$3,794.24	\$3,794.24	\$0.00
2541	Materiales, accesorios y suministros médicos	\$11,325.00	\$0.00	\$11,325.00	\$3,794.24	\$7,530.76	\$3,794.24	\$0.00	\$7,530.76	\$3,794.24	\$3,794.24	\$0.00
2550	Materiales, accesorios y suministros de laboratorio	\$55,871.69	-\$13,216.20	\$42,655.49	\$4,306.21	\$38,349.28	\$4,306.21	\$0.00	\$38,349.28	\$4,306.21	\$4,306.21	\$0.00
2551	Materiales, accesorios y suministros de laboratorio	\$55,871.69	-\$13,216.20	\$42,655.49	\$4,306.21	\$38,349.28	\$4,306.21	\$0.00	\$38,349.28	\$4,306.21	\$4,306.21	\$0.00
2560	Fibras sintéticas, hules, plásticos y derivados	\$15,740.00	\$0.00	\$15,740.00	\$14,438.24	\$1,301.76	\$14,438.24	\$0.00	\$1,301.76	\$14,438.24	\$14,438.24	\$0.00
2561	Fibras sintéticas, hules, plásticos y derivados	\$15,740.00	\$0.00	\$15,740.00	\$14,438.24	\$1,301.76	\$14,438.24	\$0.00	\$1,301.76	\$14,438.24	\$14,438.24	\$0.00
2590	Otros productos químicos	\$53,000.00	\$13,000.00	\$66,000.00	\$35,510.41	\$30,489.59	\$35,510.41	\$0.00	\$30,489.59	\$35,510.41	\$35,510.41	\$0.00
2591	Otros productos químicos	\$53,000.00	\$13,000.00	\$66,000.00	\$35,510.41	\$30,489.59	\$35,510.41	\$0.00	\$30,489.59	\$35,510.41	\$35,510.41	\$0.00
2600	COMBUSTIBLES, LUBRICANTES Y ADITIVOS	\$149,250.00	\$55,000.00	\$204,250.00	\$192,540.41	\$11,709.59	\$192,540.41	\$0.00	\$11,709.59	\$192,540.41	\$192,540.41	\$0.00
2610	Combustibles, lubricantes y aditivos	\$149,250.00	\$55,000.00	\$204,250.00	\$192,540.41	\$11,709.59	\$192,540.41	\$0.00	\$11,709.59	\$192,540.41	\$192,540.41	\$0.00
2611	Combustibles	\$125,000.00	\$63,000.00	\$188,000.00	\$184,105.22	\$3,894.78	\$184,105.22	\$0.00	\$3,894.78	\$184,105.22	\$184,105.22	\$0.00
2612	Lubricantes y Aditivos	\$24,250.00	-\$8,000.00	\$16,250.00	\$8,435.19	\$7,814.81	\$8,435.19	\$0.00	\$7,814.81	\$8,435.19	\$8,435.19	\$0.00
2700	VESTUARIO, BLANCOS, PRENDAS DE PROTECCIÓN Y ARTÍCULOS DEPORTIVOS	\$121,592.27	\$78,820.50	\$200,412.77	\$122,650.57	\$77,762.20	\$122,650.57	\$0.00	\$77,762.20	\$122,650.57	\$122,650.57	\$0.00
2710	Vestuario y uniformes	\$55,000.00	\$73,820.50	\$128,820.50	\$103,820.00	\$25,000.50	\$103,820.00	\$0.00	\$25,000.50	\$103,820.00	\$103,820.00	\$0.00
2711	Vestuario y uniformes	\$55,000.00	\$73,820.50	\$128,820.50	\$103,820.00	\$25,000.50	\$103,820.00	\$0.00	\$25,000.50	\$103,820.00	\$103,820.00	\$0.00
2720	Prendas de seguridad y protección personal	\$23,340.00	\$10,000.00	\$33,340.00	\$850.57	\$32,489.43	\$850.57	\$0.00	\$32,489.43	\$850.57	\$850.57	\$0.00
2721	Prendas de seguridad y protección personal	\$23,340.00	\$10,000.00	\$33,340.00	\$850.57	\$32,489.43	\$850.57	\$0.00	\$32,489.43	\$850.57	\$850.57	\$0.00
2730	Artículos deportivos	\$43,252.27	-\$5,000.00	\$38,252.27	\$17,980.00	\$20,272.27	\$17,980.00	\$0.00	\$20,272.27	\$17,980.00	\$17,980.00	\$0.00
2731	Artículos deportivos	\$43,252.27	-\$5,000.00	\$38,252.27	\$17,980.00	\$20,272.27	\$17,980.00	\$0.00	\$20,272.27	\$17,980.00	\$17,980.00	\$0.00
2900	HERRAMIENTAS, REFACCIONES Y ACCESORIOS MENORES DE EQUIPO	\$248,166.00	\$103,000.00	\$351,166.00	\$228,236.48	\$122,929.52	\$228,236.48	\$0.00	\$122,929.52	\$228,236.48	\$228,236.48	\$0.00
2910	Herramientas menores	\$46,953.34	\$15,000.00	\$61,953.34	\$14,240.43	\$47,712.91	\$14,240.43	\$0.00	\$47,712.91	\$14,240.43	\$14,240.43	\$0.00
2911	Herramientas menores	\$46,953.34	\$15,000.00	\$61,953.34	\$14,240.43	\$47,712.91	\$14,240.43	\$0.00	\$47,712.91	\$14,240.43	\$14,240.43	\$0.00
2920	Refacciones y accesorios menores de edificios	\$41,597.22	-\$1,000.00	\$40,597.22	\$6,616.19	\$33,981.03	\$6,616.19	\$0.00	\$33,981.03	\$6,616.19	\$6,616.19	\$0.00
2921	Refacciones y accesorios menores de edificios	\$41,597.22	-\$1,000.00	\$40,597.22	\$6,616.19	\$33,981.03	\$6,616.19	\$0.00	\$33,981.03	\$6,616.19	\$6,616.19	\$0.00
2930	Refacciones y accesorios menores de mobiliario y equipo	\$15,232.00	\$15,000.00	\$30,232.00	\$1,301.23	\$28,930.77	\$1,301.23	\$0.00	\$28,930.77	\$1,301.23	\$1,301.23	\$0.00
2931	Refacciones y accesorios menores de mobiliario y equipo	\$15,232.00	\$15,000.00	\$30,232.00	\$1,301.23	\$28,930.77	\$1,301.23	\$0.00	\$28,930.77	\$1,301.23	\$1,301.23	\$0.00
2940	Refacciones y accesorios menores de equipo de cómputo	\$70,018.24	\$40,000.00	\$110,018.24	\$107,669.34	\$2,348.90	\$107,669.34	\$0.00	\$2,348.90	\$107,669.34	\$107,669.34	\$0.00
2941	Refacciones y accesorios menores de equipo de cómputo	\$70,018.24	\$40,000.00	\$110,018.24	\$107,669.34	\$2,348.90	\$107,669.34	\$0.00	\$2,348.90	\$107,669.34	\$107,669.34	\$0.00



Fuente de Financiamiento		Aprobado	Ampliaciones / (Reducciones)	Presupuesto Vigente	Comprometido	Presupuesto Disponibile para Comprometer	Devengado	Comprometido No Devengado	Presupuesto Sin Devengar	Ejercido	Pagado	Cuentas por Pagar Deuda
Objeto	del Gasto											
2960	Refacciones y accesorios menores de equipo de transpor	\$30,000.00	\$31,365.20	\$61,365.20	\$60,338.19	\$1,027.01	\$60,338.19	\$0.00	\$1,027.01	\$60,338.19	\$60,338.19	\$0.00
2961	Refacciones y accesorios menores de equipo de transpor	\$30,000.00	\$31,365.20	\$61,365.20	\$60,338.19	\$1,027.01	\$60,338.19	\$0.00	\$1,027.01	\$60,338.19	\$60,338.19	\$0.00
2980	Refacciones y accesorios menores de maquinaria y otros	\$24,365.20	-\$15,436.40	\$8,928.80	\$0.00	\$8,928.80	\$0.00	\$0.00	\$8,928.80	\$0.00	\$0.00	\$0.00
2981	Refacciones y accesorios menores de maquinaria y otros	\$24,365.20	-\$15,436.40	\$8,928.80	\$0.00	\$8,928.80	\$0.00	\$0.00	\$8,928.80	\$0.00	\$0.00	\$0.00
2990	Refacciones y accesorios menores otros bienes muebles	\$20,000.00	\$18,071.20	\$38,071.20	\$38,071.10	\$0.10	\$38,071.10	\$0.00	\$0.10	\$38,071.10	\$38,071.10	\$0.00
2991	Refacciones y accesorios menores otros bienes muebles	\$20,000.00	\$18,071.20	\$38,071.20	\$38,071.10	\$0.10	\$38,071.10	\$0.00	\$0.10	\$38,071.10	\$38,071.10	\$0.00
3000	SERVICIOS GENERALES	\$2,787,417.70	\$166,405.00	\$2,953,822.70	\$1,648,775.15	\$1,305,047.55	\$1,633,906.07	\$14,869.08	\$1,319,916.63	\$1,633,906.07	\$1,611,103.42	\$22,802.65
3100	SERVICIOS BÁSICOS	\$270,085.74	\$26,600.00	\$296,685.74	\$178,511.24	\$118,174.50	\$178,511.24	\$0.00	\$118,174.50	\$178,511.24	\$178,511.24	\$0.00
3110	Energía eléctrica	\$91,200.00	\$20,000.00	\$111,200.00	\$98,547.00	\$12,653.00	\$98,547.00	\$0.00	\$12,653.00	\$98,547.00	\$98,547.00	\$0.00
3111	Energía eléctrica	\$91,200.00	\$20,000.00	\$111,200.00	\$98,547.00	\$12,653.00	\$98,547.00	\$0.00	\$12,653.00	\$98,547.00	\$98,547.00	\$0.00
3120	Gas	\$9,628.00	\$6,600.00	\$16,228.00	\$7,822.00	\$8,406.00	\$7,822.00	\$0.00	\$8,406.00	\$7,822.00	\$7,822.00	\$0.00
3121	Gas	\$9,628.00	\$6,600.00	\$16,228.00	\$7,822.00	\$8,406.00	\$7,822.00	\$0.00	\$8,406.00	\$7,822.00	\$7,822.00	\$0.00
3140	Telefonía tradicional	\$20,841.74	\$0.00	\$20,841.74	\$2,542.24	\$18,299.50	\$2,542.24	\$0.00	\$18,299.50	\$2,542.24	\$2,542.24	\$0.00
3141	Telefonía tradicional	\$20,841.74	\$0.00	\$20,841.74	\$2,542.24	\$18,299.50	\$2,542.24	\$0.00	\$18,299.50	\$2,542.24	\$2,542.24	\$0.00
3150	Telefonía celular	\$5,791.00	\$0.00	\$5,791.00	\$0.00	\$5,791.00	\$0.00	\$0.00	\$5,791.00	\$0.00	\$0.00	\$0.00
3151	Telefonía celular	\$5,791.00	\$0.00	\$5,791.00	\$0.00	\$5,791.00	\$0.00	\$0.00	\$5,791.00	\$0.00	\$0.00	\$0.00
3170	Servicios de acceso de Internet, redes y procesamiento d	\$140,000.00	\$0.00	\$140,000.00	\$69,600.00	\$70,400.00	\$69,600.00	\$0.00	\$70,400.00	\$69,600.00	\$69,600.00	\$0.00
3171	Servicios de acceso de Internet, redes y procesamiento d	\$140,000.00	\$0.00	\$140,000.00	\$69,600.00	\$70,400.00	\$69,600.00	\$0.00	\$70,400.00	\$69,600.00	\$69,600.00	\$0.00
3180	Servicios postales y telegráficos	\$2,625.00	\$0.00	\$2,625.00	\$0.00	\$2,625.00	\$0.00	\$0.00	\$2,625.00	\$0.00	\$0.00	\$0.00
3181	Servicios postales y telegráficos	\$2,625.00	\$0.00	\$2,625.00	\$0.00	\$2,625.00	\$0.00	\$0.00	\$2,625.00	\$0.00	\$0.00	\$0.00
3200	SERVICIOS DE ARRENDAMIENTO	\$230,470.00	\$5,585.28	\$236,055.28	\$160,160.93	\$75,894.35	\$147,191.93	\$12,969.00	\$88,863.35	\$147,191.93	\$147,191.93	\$0.00
3230	Arrendamiento de mobiliario y equipo de administración, €	\$40,470.00	\$10,000.00	\$50,470.00	\$30,000.00	\$20,470.00	\$30,000.00	\$0.00	\$20,470.00	\$30,000.00	\$30,000.00	\$0.00
3231	Arrendamiento de mobiliario y equipo de administración, €	\$40,470.00	\$10,000.00	\$50,470.00	\$30,000.00	\$20,470.00	\$30,000.00	\$0.00	\$20,470.00	\$30,000.00	\$30,000.00	\$0.00
3260	Arrendamiento de maquinaria, otros equipos y herramient	\$35,000.00	\$0.00	\$35,000.00	\$34,500.00	\$500.00	\$34,500.00	\$0.00	\$500.00	\$34,500.00	\$34,500.00	\$0.00
3261	Arrendamiento de maquinaria, otros equipos y herramient	\$35,000.00	\$0.00	\$35,000.00	\$34,500.00	\$500.00	\$34,500.00	\$0.00	\$500.00	\$34,500.00	\$34,500.00	\$0.00
3270	Arrendamiento de activos intangibles	\$135,000.00	-\$4,414.72	\$130,585.28	\$87,534.93	\$43,050.35	\$74,565.93	\$12,969.00	\$56,019.35	\$74,565.93	\$74,565.93	\$0.00
3271	Arrendamiento de activos intangibles	\$135,000.00	-\$4,414.72	\$130,585.28	\$87,534.93	\$43,050.35	\$74,565.93	\$12,969.00	\$56,019.35	\$74,565.93	\$74,565.93	\$0.00
3290	Otros arrendamientos	\$20,000.00	\$0.00	\$20,000.00	\$8,126.00	\$11,874.00	\$8,126.00	\$0.00	\$11,874.00	\$8,126.00	\$8,126.00	\$0.00
3291	Otros arrendamientos	\$20,000.00	\$0.00	\$20,000.00	\$8,126.00	\$11,874.00	\$8,126.00	\$0.00	\$11,874.00	\$8,126.00	\$8,126.00	\$0.00
3300	SERVICIOS PROFESIONALES, CIENTÍFICOS, TÉCNICO	\$976,655.24	\$38,500.00	\$1,015,155.24	\$482,246.88	\$532,908.36	\$482,246.88	\$0.00	\$532,908.36	\$482,246.88	\$482,246.88	\$0.00
3310	Servicios legales, de contabilidad, auditoría y relacionado	\$400,000.00	-\$16,000.00	\$384,000.00	\$285,737.43	\$98,262.57	\$285,737.43	\$0.00	\$98,262.57	\$285,737.43	\$285,737.43	\$0.00



Fuente de Financiamiento		Aprobado	Ampliaciones / (Reducciones)	Presupuesto Vigente	Comprometido	Presupuesto Disponible para Comprometer	Devengado	Comprometido No Devengado	Presupuesto Sin Devengar	Ejercido	Pagado	Cuentas por
Objeto	del Gasto											Pagar Deuda
3311	Servicios legales, de contabilidad, auditoría y relacionado	\$400,000.00	-\$16,000.00	\$384,000.00	\$285,737.43	\$98,262.57	\$285,737.43	\$0.00	\$98,262.57	\$285,737.43	\$285,737.43	\$0.00
3340	Servicios de capacitación	\$130,000.00	\$47,598.80	\$177,598.80	\$46,400.00	\$131,198.80	\$46,400.00	\$0.00	\$131,198.80	\$46,400.00	\$46,400.00	\$0.00
3341	Servicios de capacitación	\$130,000.00	\$47,598.80	\$177,598.80	\$46,400.00	\$131,198.80	\$46,400.00	\$0.00	\$131,198.80	\$46,400.00	\$46,400.00	\$0.00
3350	Servicios de investigación científica y desarrollo	\$0.00	\$2,401.20	\$2,401.20	\$2,401.20	\$0.00	\$2,401.20	\$0.00	\$0.00	\$2,401.20	\$2,401.20	\$0.00
3351	Servicios de investigación científica y desarrollo	\$0.00	\$2,401.20	\$2,401.20	\$2,401.20	\$0.00	\$2,401.20	\$0.00	\$0.00	\$2,401.20	\$2,401.20	\$0.00
3360	Servicios de apoyo administrativo, fotocopiado e impresió	\$47,567.24	\$4,500.00	\$52,067.24	\$18,108.25	\$33,958.99	\$18,108.25	\$0.00	\$33,958.99	\$18,108.25	\$18,108.25	\$0.00
3361	Servicios de apoyo administrativo, fotocopiado e impresió	\$47,567.24	\$4,500.00	\$52,067.24	\$18,108.25	\$33,958.99	\$18,108.25	\$0.00	\$33,958.99	\$18,108.25	\$18,108.25	\$0.00
3370	Servicios de protección y seguridad	\$4,646.00	\$0.00	\$4,646.00	\$0.00	\$4,646.00	\$0.00	\$0.00	\$4,646.00	\$0.00	\$0.00	\$0.00
3371	Servicios de protección y seguridad	\$4,646.00	\$0.00	\$4,646.00	\$0.00	\$4,646.00	\$0.00	\$0.00	\$4,646.00	\$0.00	\$0.00	\$0.00
3380	Servicios de vigilancia	\$394,442.00	\$0.00	\$394,442.00	\$129,600.00	\$264,842.00	\$129,600.00	\$0.00	\$264,842.00	\$129,600.00	\$129,600.00	\$0.00
3381	Servicios de vigilancia	\$394,442.00	\$0.00	\$394,442.00	\$129,600.00	\$264,842.00	\$129,600.00	\$0.00	\$264,842.00	\$129,600.00	\$129,600.00	\$0.00
3400	SERVICIOS FINANCIEROS, BANCARIOS Y C	\$129,237.97	\$10,914.72	\$140,152.69	\$108,617.57	\$31,535.12	\$108,617.57	\$0.00	\$31,535.12	\$108,617.57	\$108,617.57	\$0.00
3410	Servicios financieros y bancarios	\$28,000.00	\$0.00	\$28,000.00	\$11,678.30	\$16,321.70	\$11,678.30	\$0.00	\$16,321.70	\$11,678.30	\$11,678.30	\$0.00
3411	Servicios financieros y bancarios	\$28,000.00	\$0.00	\$28,000.00	\$11,678.30	\$16,321.70	\$11,678.30	\$0.00	\$16,321.70	\$11,678.30	\$11,678.30	\$0.00
3450	Seguro de bienes patrimoniales	\$61,237.97	\$4,414.72	\$65,652.69	\$65,652.69	\$0.00	\$65,652.69	\$0.00	\$0.00	\$65,652.69	\$65,652.69	\$0.00
3451	Seguro de bienes patrimoniales	\$61,237.97	\$4,414.72	\$65,652.69	\$65,652.69	\$0.00	\$65,652.69	\$0.00	\$0.00	\$65,652.69	\$65,652.69	\$0.00
3470	Fletes y maniobras	\$0.00	\$1,500.00	\$1,500.00	\$1,209.97	\$290.03	\$1,209.97	\$0.00	\$290.03	\$1,209.97	\$1,209.97	\$0.00
3471	Fletes y maniobras	\$0.00	\$1,500.00	\$1,500.00	\$1,209.97	\$290.03	\$1,209.97	\$0.00	\$290.03	\$1,209.97	\$1,209.97	\$0.00
3480	Comisiones por ventas	\$40,000.00	\$5,000.00	\$45,000.00	\$30,076.61	\$14,923.39	\$30,076.61	\$0.00	\$14,923.39	\$30,076.61	\$30,076.61	\$0.00
3481	Comisiones por ventas	\$40,000.00	\$5,000.00	\$45,000.00	\$30,076.61	\$14,923.39	\$30,076.61	\$0.00	\$14,923.39	\$30,076.61	\$30,076.61	\$0.00
3500	SERVICIOS DE INSTALACIÓN, REPARACIÓN, MANTEN	\$331,757.44	\$84,805.00	\$416,562.44	\$393,030.32	\$23,532.12	\$391,130.24	\$1,900.08	\$25,432.20	\$391,130.24	\$391,130.24	\$0.00
3510	Conservación y mantenimiento menor de inmuebles	\$131,684.60	\$97,338.43	\$229,023.03	\$229,023.03	\$0.00	\$229,023.03	\$0.00	\$0.00	\$229,023.03	\$229,023.03	\$0.00
3511	Conservación y mantenimiento menor de inmuebles	\$131,684.60	\$97,338.43	\$229,023.03	\$229,023.03	\$0.00	\$229,023.03	\$0.00	\$0.00	\$229,023.03	\$229,023.03	\$0.00
3520	Instalación, reparación y mantenimiento de mobiliario y ex	\$37,663.74	-\$3,047.10	\$34,616.64	\$34,456.64	\$160.00	\$34,456.64	\$0.00	\$160.00	\$34,456.64	\$34,456.64	\$0.00
3521	Instalación, reparación y mantenimiento de mobiliario y ex	\$37,663.74	-\$3,047.10	\$34,616.64	\$34,456.64	\$160.00	\$34,456.64	\$0.00	\$160.00	\$34,456.64	\$34,456.64	\$0.00
3530	Instalación, reparación y mantenimiento de equipo de cór	\$31,617.00	\$4,981.80	\$36,598.80	\$36,076.00	\$522.80	\$36,076.00	\$0.00	\$522.80	\$36,076.00	\$36,076.00	\$0.00
3531	Instalación, reparación y mantenimiento de equipo de cór	\$31,617.00	\$4,981.80	\$36,598.80	\$36,076.00	\$522.80	\$36,076.00	\$0.00	\$522.80	\$36,076.00	\$36,076.00	\$0.00
3550	Reparación y mantenimiento de equipo de transporte	\$37,668.49	-\$1,973.13	\$35,695.36	\$28,654.65	\$7,040.71	\$26,754.57	\$1,900.08	\$8,940.79	\$26,754.57	\$26,754.57	\$0.00
3551	Reparación y mantenimiento de equipo de transporte	\$37,668.49	-\$1,973.13	\$35,695.36	\$28,654.65	\$7,040.71	\$26,754.57	\$1,900.08	\$8,940.79	\$26,754.57	\$26,754.57	\$0.00
3570	Instalación, reparación y mantenimiento de maquinaria, o	\$16,839.74	\$28,980.26	\$45,820.00	\$45,820.00	\$0.00	\$45,820.00	\$0.00	\$0.00	\$45,820.00	\$45,820.00	\$0.00
3571	Instalación, reparación y mantenimiento de maquinaria, o	\$16,839.74	\$28,980.26	\$45,820.00	\$45,820.00	\$0.00	\$45,820.00	\$0.00	\$0.00	\$45,820.00	\$45,820.00	\$0.00




Fuente de Financiamiento		Aprobado	Ampliaciones / (Reducciones)	Presupuesto Vigente	Comprometido	Presupuesto Disponibile para Comprometer	Devengado	Comprometido No Devengado	Presupuesto Sin Devengar	Ejercido	Pagado	Cuentas por Pagar Deuda
Objeto	del Gasto											
3580	Servicios de limpieza y manejo de desechos	\$32,423.81	-\$17,400.00	\$15,023.81	\$0.00	\$15,023.81	\$0.00	\$0.00	\$15,023.81	\$0.00	\$0.00	\$0.00
3581	Servicios de limpieza y manejo de desechos	\$32,423.81	-\$17,400.00	\$15,023.81	\$0.00	\$15,023.81	\$0.00	\$0.00	\$15,023.81	\$0.00	\$0.00	\$0.00
3590	Servicios de jardinería y fumigación	\$43,860.06	-\$24,075.26	\$19,784.80	\$19,000.00	\$784.80	\$19,000.00	\$0.00	\$784.80	\$19,000.00	\$19,000.00	\$0.00
3591	Servicios de jardinería y fumigación	\$43,860.06	-\$24,075.26	\$19,784.80	\$19,000.00	\$784.80	\$19,000.00	\$0.00	\$784.80	\$19,000.00	\$19,000.00	\$0.00
3600	SERVICIOS DE COMUNICACIÓN SOCIAL Y PUBLICIDA	\$100,000.00	\$0.00	\$100,000.00	\$0.00	\$100,000.00	\$0.00	\$0.00	\$100,000.00	\$0.00	\$0.00	\$0.00
3610	Difusión por radio, televisión y otros medios de mensajes	\$100,000.00	\$0.00	\$100,000.00	\$0.00	\$100,000.00	\$0.00	\$0.00	\$100,000.00	\$0.00	\$0.00	\$0.00
3611	Difusión por radio, televisión y otros medios de mensajes	\$100,000.00	\$0.00	\$100,000.00	\$0.00	\$100,000.00	\$0.00	\$0.00	\$100,000.00	\$0.00	\$0.00	\$0.00
3700	SERVICIOS DE TRASLADO Y VIÁTICOS	\$157,483.34	\$0.00	\$157,483.34	\$69,338.39	\$88,144.95	\$69,338.39	\$0.00	\$88,144.95	\$69,338.39	\$69,338.39	\$0.00
3710	Pasajes aéreos	\$25,000.00	\$0.00	\$25,000.00	\$14,778.00	\$10,222.00	\$14,778.00	\$0.00	\$10,222.00	\$14,778.00	\$14,778.00	\$0.00
3711	Pasajes Aéreos Nacionales	\$25,000.00	\$0.00	\$25,000.00	\$14,778.00	\$10,222.00	\$14,778.00	\$0.00	\$10,222.00	\$14,778.00	\$14,778.00	\$0.00
3720	Pasajes terrestres	\$30,646.92	\$0.00	\$30,646.92	\$8,646.00	\$22,000.92	\$8,646.00	\$0.00	\$22,000.92	\$8,646.00	\$8,646.00	\$0.00
3721	Pasajes terrestres Nacionales	\$30,646.92	\$0.00	\$30,646.92	\$8,646.00	\$22,000.92	\$8,646.00	\$0.00	\$22,000.92	\$8,646.00	\$8,646.00	\$0.00
3750	Viáticos en el país	\$98,836.42	-\$4,430.00	\$94,406.42	\$39,409.39	\$54,997.03	\$39,409.39	\$0.00	\$54,997.03	\$39,409.39	\$39,409.39	\$0.00
3751	Viáticos en el país	\$98,836.42	-\$4,430.00	\$94,406.42	\$39,409.39	\$54,997.03	\$39,409.39	\$0.00	\$54,997.03	\$39,409.39	\$39,409.39	\$0.00
3780	Servicios integrales de traslado y viáticos	\$3,000.00	\$4,430.00	\$7,430.00	\$6,505.00	\$925.00	\$6,505.00	\$0.00	\$925.00	\$6,505.00	\$6,505.00	\$0.00
3781	Servicios integrales de traslado y viáticos	\$3,000.00	\$4,430.00	\$7,430.00	\$6,505.00	\$925.00	\$6,505.00	\$0.00	\$925.00	\$6,505.00	\$6,505.00	\$0.00
3800	SERVICIOS OFICIALES	\$126,747.94	\$0.00	\$126,747.94	\$40,784.11	\$85,963.83	\$40,784.11	\$0.00	\$85,963.83	\$40,784.11	\$40,784.11	\$0.00
3820	Gastos de orden social y cultural	\$60,225.94	\$0.00	\$60,225.94	\$36,260.11	\$23,965.83	\$36,260.11	\$0.00	\$23,965.83	\$36,260.11	\$36,260.11	\$0.00
3821	Gastos de orden social y cultural	\$60,225.94	\$0.00	\$60,225.94	\$36,260.11	\$23,965.83	\$36,260.11	\$0.00	\$23,965.83	\$36,260.11	\$36,260.11	\$0.00
3830	Congresos y convenciones	\$66,522.00	\$0.00	\$66,522.00	\$4,524.00	\$61,998.00	\$4,524.00	\$0.00	\$61,998.00	\$4,524.00	\$4,524.00	\$0.00
3831	Congresos y convenciones	\$66,522.00	\$0.00	\$66,522.00	\$4,524.00	\$61,998.00	\$4,524.00	\$0.00	\$61,998.00	\$4,524.00	\$4,524.00	\$0.00
3900	OTROS SERVICIOS GENERALES	\$464,980.03	\$0.00	\$464,980.03	\$216,085.71	\$248,894.32	\$216,085.71	\$0.00	\$248,894.32	\$216,085.71	\$193,283.06	\$22,802.65
3920	Impuestos y derechos	\$75,000.00	\$0.00	\$75,000.00	\$21,820.21	\$53,179.79	\$21,820.21	\$0.00	\$53,179.79	\$21,820.21	\$21,820.21	\$0.00
3921	Impuestos y derechos	\$75,000.00	\$0.00	\$75,000.00	\$21,820.21	\$53,179.79	\$21,820.21	\$0.00	\$53,179.79	\$21,820.21	\$21,820.21	\$0.00
3980	Impuesto sobre nóminas y otros que se deriven de una re	\$389,980.03	\$0.00	\$389,980.03	\$194,265.50	\$195,714.53	\$194,265.50	\$0.00	\$195,714.53	\$194,265.50	\$171,462.85	\$22,802.65
3981	Impuesto sobre nóminas y otros que se deriven de una re	\$389,980.03	\$0.00	\$389,980.03	\$194,265.50	\$195,714.53	\$194,265.50	\$0.00	\$195,714.53	\$194,265.50	\$171,462.85	\$22,802.65
4000	TRANSFERENCIAS, ASIGNACIONES, SUBSIDIO	\$250,000.00	\$0.00	\$250,000.00	\$21,851.52	\$228,148.48	\$21,851.52	\$0.00	\$228,148.48	\$21,851.52	\$21,851.52	\$0.00
4400	AYUDAS SOCIALES	\$250,000.00	\$0.00	\$250,000.00	\$21,851.52	\$228,148.48	\$21,851.52	\$0.00	\$228,148.48	\$21,851.52	\$21,851.52	\$0.00
4440	Ayudas sociales a actividades científicas o académicas	\$250,000.00	\$0.00	\$250,000.00	\$21,851.52	\$228,148.48	\$21,851.52	\$0.00	\$228,148.48	\$21,851.52	\$21,851.52	\$0.00
4441	Ayudas sociales a actividades científicas o académicas	\$250,000.00	\$0.00	\$250,000.00	\$21,851.52	\$228,148.48	\$21,851.52	\$0.00	\$228,148.48	\$21,851.52	\$21,851.52	\$0.00
ESTATAL		\$19,257,509.00	\$941,405.00	\$20,198,914.00	\$12,336,790.70	\$7,862,123.30	\$12,321,921.62	\$14,869.08	\$7,876,992.38	\$12,321,921.62	\$12,095,436.59	\$226,485.03




Objeto del Gasto	Fuente de Financiamiento Aprobado	Ampliaciones / (Reducciones)	Presupuesto Vigente	Comprometido	Presupuesto Disponible para Comprometer	Devengado	Comprometido No Devengado	Presupuesto Sin Devengar	Ejercido	Pagado	Cuentas por Pagar Deuda	
17	CAPTACION DE DERECHOS											
1000	SERVICIOS PERSONALES	\$2,206,163.00	-\$251,787.60	\$1,954,375.40	\$166,263.49	\$1,788,111.91	\$166,263.49	\$0.00	\$1,788,111.91	\$166,263.49	\$166,263.49	\$0.00
1500	OTRAS PRESTACIONES SOCIALES Y ECONÓMICAS	\$2,206,163.00	-\$429,878.64	\$1,776,284.36	\$0.00	\$1,776,284.36	\$0.00	\$0.00	\$1,776,284.36	\$0.00	\$0.00	\$0.00
1520	Indemnizaciones	\$2,206,163.00	-\$429,878.64	\$1,776,284.36	\$0.00	\$1,776,284.36	\$0.00	\$0.00	\$1,776,284.36	\$0.00	\$0.00	\$0.00
1521	Indemnizaciones	\$2,206,163.00	-\$429,878.64	\$1,776,284.36	\$0.00	\$1,776,284.36	\$0.00	\$0.00	\$1,776,284.36	\$0.00	\$0.00	\$0.00
1700	PAGO DE ESTÍMULOS A SERVIDORES PÚBLICOS	\$0.00	\$178,091.04	\$178,091.04	\$166,263.49	\$11,827.55	\$166,263.49	\$0.00	\$11,827.55	\$166,263.49	\$166,263.49	\$0.00
1710	Estímulos	\$0.00	\$178,091.04	\$178,091.04	\$166,263.49	\$11,827.55	\$166,263.49	\$0.00	\$11,827.55	\$166,263.49	\$166,263.49	\$0.00
1711	Estímulos	\$0.00	\$178,091.04	\$178,091.04	\$166,263.49	\$11,827.55	\$166,263.49	\$0.00	\$11,827.55	\$166,263.49	\$166,263.49	\$0.00
3000	SERVICIOS GENERALES	\$0.00	\$518,500.00	\$518,500.00	\$518,500.00	\$0.00	\$518,500.00	\$0.00	\$0.00	\$518,500.00	\$518,500.00	\$0.00
3300	SERVICIOS PROFESIONALES, CIENTÍFICOS, TÉCNICO	\$0.00	\$494,000.00	\$494,000.00	\$494,000.00	\$0.00	\$494,000.00	\$0.00	\$0.00	\$494,000.00	\$494,000.00	\$0.00
3310	Servicios legales, de contabilidad, auditoría y relacionado	\$0.00	\$435,000.00	\$435,000.00	\$435,000.00	\$0.00	\$435,000.00	\$0.00	\$0.00	\$435,000.00	\$435,000.00	\$0.00
3311	Servicios legales, de contabilidad, auditoría y relacionado	\$0.00	\$435,000.00	\$435,000.00	\$435,000.00	\$0.00	\$435,000.00	\$0.00	\$0.00	\$435,000.00	\$435,000.00	\$0.00
3340	Servicios de capacitación	\$0.00	\$59,000.00	\$59,000.00	\$59,000.00	\$0.00	\$59,000.00	\$0.00	\$0.00	\$59,000.00	\$59,000.00	\$0.00
3341	Servicios de capacitación	\$0.00	\$59,000.00	\$59,000.00	\$59,000.00	\$0.00	\$59,000.00	\$0.00	\$0.00	\$59,000.00	\$59,000.00	\$0.00
3900	OTROS SERVICIOS GENERALES	\$0.00	\$24,500.00	\$24,500.00	\$24,500.00	\$0.00	\$24,500.00	\$0.00	\$0.00	\$24,500.00	\$24,500.00	\$0.00
3920	Impuestos y derechos	\$0.00	\$24,500.00	\$24,500.00	\$24,500.00	\$0.00	\$24,500.00	\$0.00	\$0.00	\$24,500.00	\$24,500.00	\$0.00
3921	Impuestos y derechos	\$0.00	\$24,500.00	\$24,500.00	\$24,500.00	\$0.00	\$24,500.00	\$0.00	\$0.00	\$24,500.00	\$24,500.00	\$0.00
4000	TRANSFERENCIAS, ASIGNACIONES, SUBSIDIO	\$0.00	\$306,787.00	\$306,787.00	\$207,639.00	\$99,148.00	\$206,378.00	\$1,261.00	\$100,409.00	\$206,378.00	\$206,378.00	\$0.00
4400	AYUDAS SOCIALES	\$0.00	\$306,787.00	\$306,787.00	\$207,639.00	\$99,148.00	\$206,378.00	\$1,261.00	\$100,409.00	\$206,378.00	\$206,378.00	\$0.00
4410	Ayudas sociales a personas	\$0.00	\$130,787.00	\$130,787.00	\$110,711.00	\$20,076.00	\$109,450.00	\$1,261.00	\$21,337.00	\$109,450.00	\$109,450.00	\$0.00
4411	Ayudas sociales a personas	\$0.00	\$130,787.00	\$130,787.00	\$110,711.00	\$20,076.00	\$109,450.00	\$1,261.00	\$21,337.00	\$109,450.00	\$109,450.00	\$0.00
4440	Ayudas sociales a actividades científicas o académicas	\$0.00	\$176,000.00	\$176,000.00	\$96,928.00	\$79,072.00	\$96,928.00	\$0.00	\$79,072.00	\$96,928.00	\$96,928.00	\$0.00
4441	Ayudas sociales a actividades científicas o académicas	\$0.00	\$176,000.00	\$176,000.00	\$96,928.00	\$79,072.00	\$96,928.00	\$0.00	\$79,072.00	\$96,928.00	\$96,928.00	\$0.00
CAPTACION DE DERECHOS		\$2,206,163.00	\$573,499.40	\$2,779,662.40	\$892,402.49	\$1,887,259.91	\$891,141.49	\$1,261.00	\$1,888,520.91	\$891,141.49	\$891,141.49	\$0.00
Total Final		\$40,996,181.00	\$6,984,545.34	\$47,980,726.34	\$29,256,849.48	\$18,723,876.86	\$29,240,719.40	\$16,130.08	\$18,740,006.94	\$29,240,719.40	\$28,982,456.34	\$258,263.06



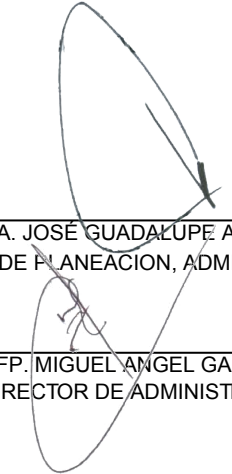
Fuente de Financiamiento Objeto del Gasto	Aprobado	Ampliaciones / (Reducciones)	Presupuesto Vigente	Comprometido	Presupuesto Disponible para Comprometer	Devengado	Comprometido No Devengado	Presupuesto Sin Devengar	Ejercido	Pagado	Cuentas por Pagar Deuda




MIA. ELISEO RAMIREZ TORRES
DIRECTOR GENERAL




INSTITUTO TECNOLÓGICO
SUPERIOR DE TEPEACA




MIA. JOSÉ GUADALUPE AGUILAR JIMÉNEZ
DIRECTOR DE PLANEACIÓN, ADMINISTRACIÓN Y FINANZAS



MI. GABRIELA CECILIA PORTES FLORES LARA
SUBDIRECTORA DE PLANEACIÓN Y EVALUACIÓN



MFP. MIGUEL ANGEL GALINDO ESCOBAR
SUBDIRECTOR DE ADMINISTRACIÓN Y FINANZAS



CP. ELVIA MARTHA LARIOS PONCE
JEFA DEL DEPTO. DE REC. FINANCIEROS Y CONTABILIDAD

Bajo protesta de decir la verdad declaramos que los Estados Financieros y sus notas son razonablemente correctos y responsabilidad del emisor